



Miscelatore monocomando incasso

36 060 832 Versione del prodotto da 01/01/2025

- piastra di copertura 78 x 78 mm



	Cromato	36 060 832-00
	Soft Black	36 060 832-69

mm [inches]

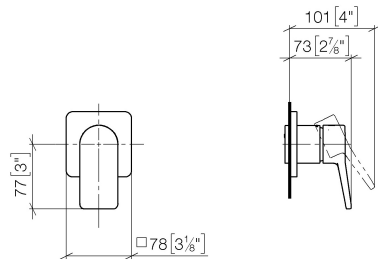
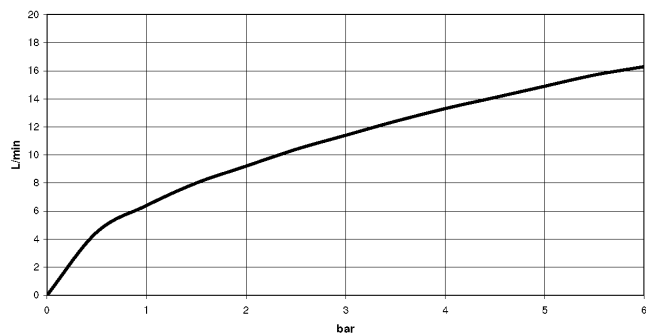
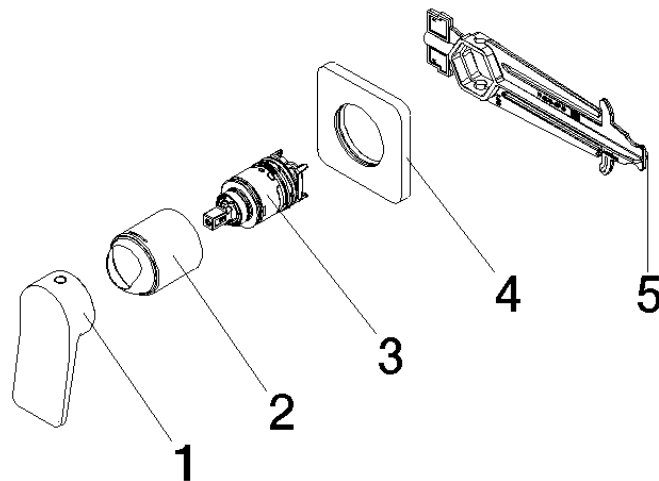


Diagramma di portata



Parts for other
finishes can be found
here: [Soft Black](#)



Elenco delle parti di ricambio

N.	Codice articolo	Denominazione	Quantità necessaria	Tempo di produzione
1	90 20 83 072 00-00	manopola	1,00	2
4	90 27 83 027 00-00	rosetta	1,00	2
3	90 15 05 071 00 90	cartuccia	1,00	2
2	90 11 02 393 00-00	copertura	1,00	2
5	90 30 09 064 00 90	chiave	1,00	2