

MEM Bath spout without diverter for free-standing assembly - Brushed Platinum








MEM

13 672 780

Product version from 9/30/2005



- 280mm projection
- cascade
- total height 830 - 900 mm
- height up to aerator 665 – 735 mm
- push-on rosette 130 x 130 mm
- max. flow 47.8 l/min at 3 bar flow pressure
- WRAS

	Brushed Platinum	13 672 780-06
	Chrome	13 672 780-00
	Platinum	13 672 780-08
	Dark Chrome	13 672 780-19
	Brushed Durabrass (23kt Gold)	13 672 780-28
	Brushed Champagne (22kt Gold)	13 672 780-46
	Champagne (22kt Gold)	13 672 780-47

Required miscellaneous



- Concealed floor mounting -

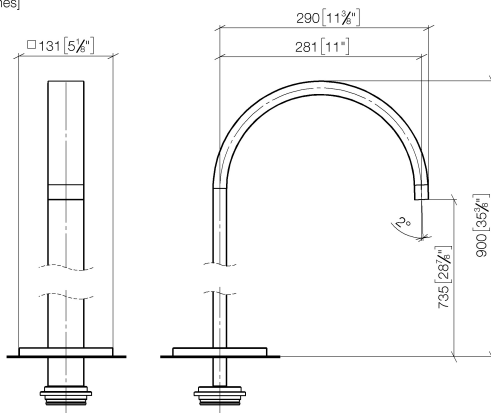
• max. recess depth 150 mm

• min. recess depth 80 mm

35 945 970 90

13 672 780 Product version from 9/30/2005

mm [inches]



### Flow rate chart



### Codes & Standards

ASME A112.18.1	cUPC	DIN 4109	ISO 3822
----------------	------	----------	----------

Scottish Water  
Byelaws

UK Water Supply  
Regulations

Ü-Zeichen



MEM Bath spout without diverter for free-standing assembly - Brushed Platinum

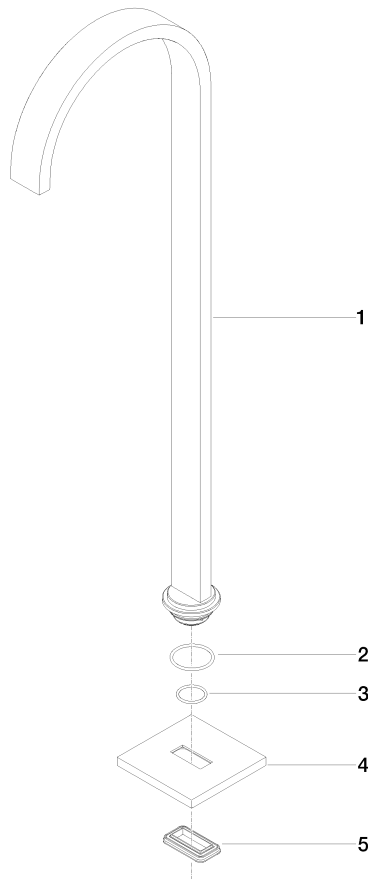
MEM

13 672 780    Product version from 9/30/2005

Certificates and sustainability

---

IAPMO_4976	WRAS_2005	LGA_18	WRAS_250602
------------	-----------	--------	-------------



**Spare parts list**

No.	Item Number	Name	Quantity used	Delivery time
4	09 27 78 022-06	rosette	1.00	60
2	09 14 10 084 90	seal	1.00	2
5	09 14 03 106 90	seal	1.00	2
3	09 14 10 018 90	seal	1.00	2
1	04 28 22 183 00-06	spout	1.00	60