

LISSÉ Deck-mounted basin spout without pop-up waste - Brushed Dark Platinum








LISSÉ

13 700 845 Product version from 3/13/2017



- 130mm projection
- fixed spout
- circular, air-enriched flow
- height of mixer 95 mm
- height up to aerator 75 mm
- hole diameter 35 mm
- 1/2" connection
- max. flow 5.7 l/min
- lead-free
- This product can help a building meet the requirements of Green Building Rating Systems, e.g. LEED®, BREEAM®, DGNB
- WRAS

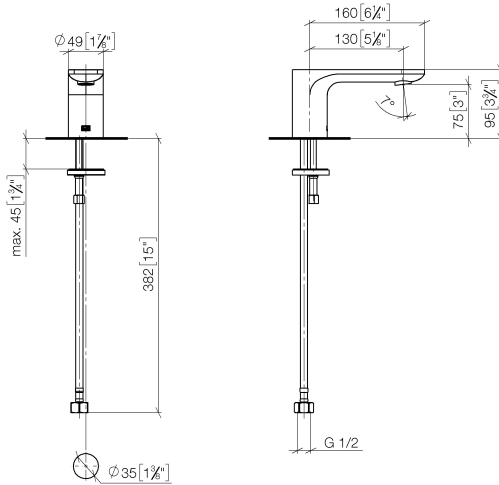
For Touchfree control please order eSet Touchfree with temperature adjustment

	Brushed Dark Platinum	13 700 845-99
	Chrome	13 700 845-00
	Brushed Platinum	13 700 845-06
	Dark Chrome	13 700 845-19
	Brushed Light Gold	13 700 845-27
	Matte Black	13 700 845-33
	Brushed Chrome	13 700 845-93

LISSÉ Deck-mounted basin spout without pop-up waste - Brushed Dark Platinum

LISSÉ

13 700 845 Product version from 3/13/2017
mm [inches]



Flow rate chart



Codes & Standards

ASME A112.18.1	cUPC	DIN 4109	ISO 3822
NSF372	NSF61	Ü-Zeichen	



LISSE Deck-mounted basin spout without pop-up waste - Brushed Dark Platinum

LISSE

13 700 845 Product version from 3/13/2017

Certificates and sustainability

LGA_29

IAPMO_N-4

IAPMO_6

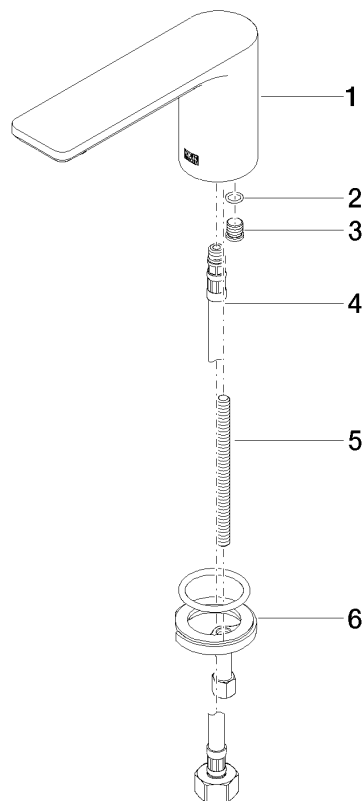
IAPMO_4976 (

LISSÉ Deck-mounted basin spout without pop-up waste - Brushed Dark Platinum

LISSÉ

13 700 845 Product version from 3/13/2017

Parts for other
finishes can be found
here: [Chrome](#)



Spare parts list

No.	Item Number	Name	Quantity used	Delivery time
2	90 14 10 060 00 90	seal	1.00	2
3	09 31 20 065 90	plug	1.00	2
4	04 30 04 019 00 90	hose	1.00	2
1	90 11 84 015 00-99	spout	1.00	20
5	09 31 11 012 90	pin	1.00	2
6	04 30 11 038 75 90	fixing set	1.00	2