

TARA Deck valve clockwise closing cold or hot - Platinum

TARA

20 000 892

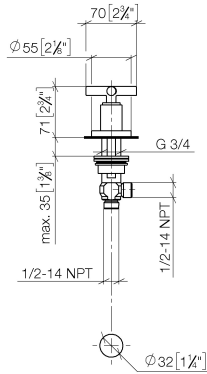


- hole diameter 32 mm
- rosette Ø 55 mm
- WRAS 2112061

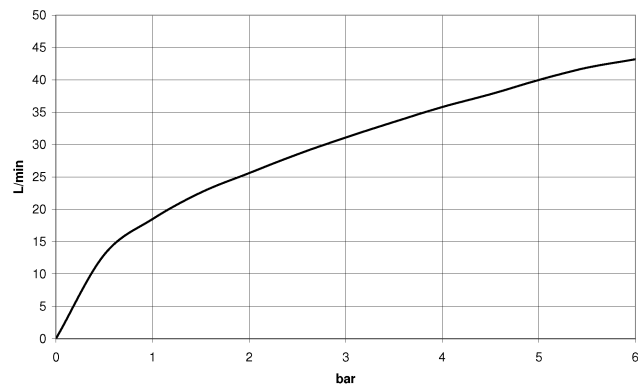
	Platinum	20 000 892-08
	Chrome	20 000 892-00
	Brushed Platinum	20 000 892-06
	Dark Chrome	20 000 892-19
	Brushed Durabronze (23kt Gold)	20 000 892-28
	Matte Black	20 000 892-33
	Brushed Bronze	20 000 892-42
	Brushed Champagne (22kt Gold)	20 000 892-46
	Champagne (22kt Gold)	20 000 892-47
	Brushed Chrome	20 000 892-93
	Brushed Dark Platinum	20 000 892-99

20 000 892

mm [inches]



Flow rate chart



Codes & Standards

ASME A112.18.1

cUPC

Scottish Water
Byelaws

UK Water Supply
Regulations



TARA Deck valve clockwise closing cold or hot - Platinum

TARA

20 000 892

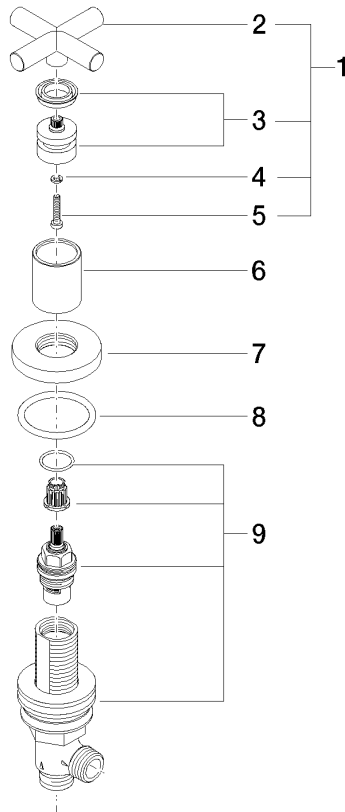
Certificates

IAPMO_4976

WRAS_2112

20 000 892

Parts for other
finishes can be found
here: [Chrome](#)





TARA Deck valve clockwise closing cold or hot - Platinum

TARA

20 000 892

Spare parts list

No.	Item Number	Name	Quantity used	Delivery time
	90 20 89 010 10-08	handle	9	40