






Deck valve clockwise closing hot - Chrome

SERIES SPECIFIC

20 004 715    Product version from 6/1/2015

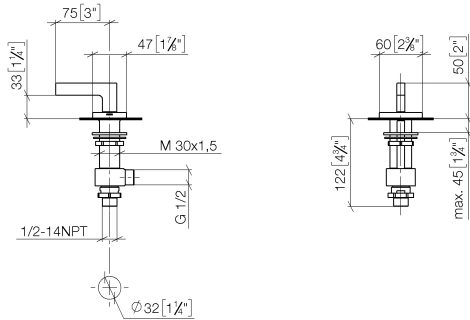


- hole diameter 32 mm
- rosette 60 x 47 mm
- with hot marking

	Chrome	20 004 715-00
	Brushed Platinum	20 004 715-06
	Brushed Champagne (22kt Gold)	20 004 715-46
	Champagne (22kt Gold)	20 004 715-47
	Brushed Dark Platinum	20 004 715-99

20 004 715 Product version from 6/1/2015

mm [inches]



### Flow rate chart



### Codes & Standards

ASME A112.18.1	cUPC	DIN 4109	ISO 3822
NSF372	NSF61	Ü-Zeichen	



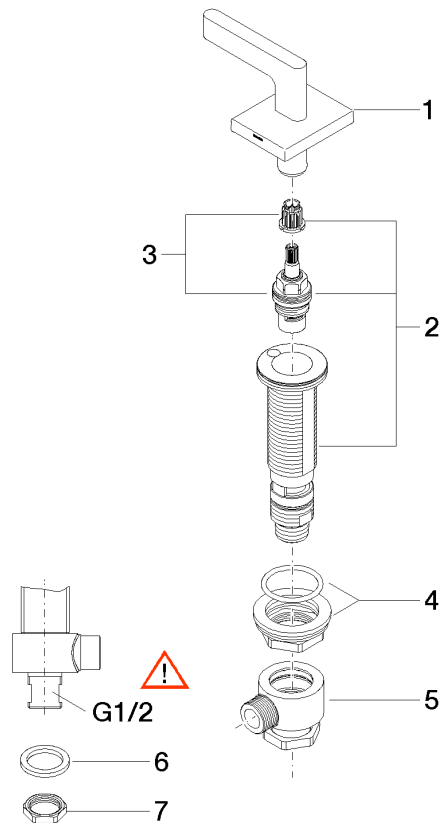
Deck valve clockwise closing hot - Chrome

SERIES SPECIFIC

20 004 715 Product version from 6/1/2015

Certificates and sustainability

IAPMO_N-4	LGA_28	IAPMO_4976	IAPMO_6
-----------	--------	------------	---------



## Spare parts list

No.	Item Number	Name	Quantity used	Delivery time
2	04 17 11 058 53 90	side panel	1.00	2
5	04 17 11 023 10 90	distributor	1.00	2
6	09 30 11 059 90	disc	1.00	2
3	90 90 03 153 00 90	top	1.00	2
7	09 23 10 012 90	nut	1.00	2
4	04 23 10 032 78 90	fixing set	1.00	2
1	90 20 70 057 02-00	handle ( hot )	1.00	10