

META Single-lever basin mixer with stand pipe without pop-up waste - Matte Black

22 584 660


Product version from 5/1/2022




- 196mm projection
- fixed spout
- circular, air-enriched flow
- total height 1033 - 1103 mm
- height up to aerator 951 – 1021 mm
- rosette Ø 135 mm
- max. flow 5.7 l/min
- lead-free
- This product can help a building meet the requirements of Green Building Rating Systems, e.g. LEED®, BREEAM®, DGNB
- WRAS

| | | |
|---|-------------------------------|---------------|
|  | Matte Black | 22 584 660-33 |
|  | Chrome | 22 584 660-00 |
|  | Brushed Platinum | 22 584 660-06 |
|  | Dark Chrome | 22 584 660-19 |
|  | Light Gold | 22 584 660-26 |
|  | Brushed Light Gold | 22 584 660-27 |
|  | Brushed Bronze | 22 584 660-42 |
|  | Brushed Champagne (22kt Gold) | 22 584 660-46 |
|  | Champagne (22kt Gold) | 22 584 660-47 |
|  | Brushed Chrome | 22 584 660-93 |
|  | Brushed Dark Platinum | 22 584 660-99 |

Required miscellaneous

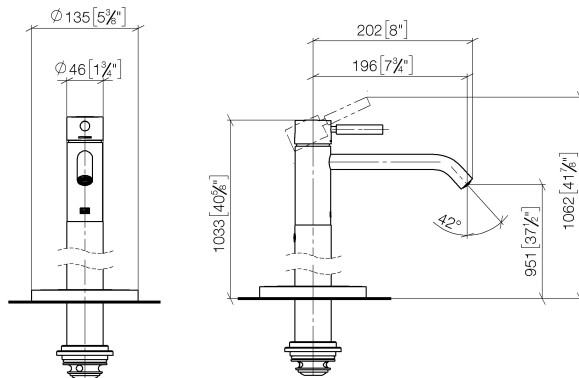
| | | |
|---|---|---------------|
|  | Concealed floor mounting - •max. recess depth mm •min. recess depth mm | 35 945 970 90 |
|---|---|---------------|

Required miscellaneous

| | | |
|---|---|---------------|
|  | Concealed floor mounting - •max. recess depth mm •min. recess depth mm | 35 945 970 90 |
|---|---|---------------|

META Single-lever basin mixer with stand pipe without pop-up waste - Matte Black

22 584 660 Product version from 5/1/2022
mm [inches]



Flow rate chart



Codes & Standards

DIN 4109

ISO 3822

Scottish Water
Byelaws

UK Water Supply
Regulations

Ü-Zeichen



META Single-lever basin mixer with stand pipe without pop-up waste - Matte Black

22 584 660 Product version from 5/1/2022

Certificates

LGA_38

WRAS_240102

META Single-lever basin mixer with stand pipe without pop-up waste - Matte Black

22 584 660 Product version from 5/1/2022



Spare parts list

| No. | Item Number | Name | Quantity used | Delivery time |
|-----|--------------------|------------|---------------|---------------|
| 1 | 90 20 66 002 00-33 | handle | 1 | 30 |
| 2 | 09 28 30 041-33 | cover | 1 | 30 |
| 3 | 09 14 10 091 90 | seal | 1 | 2 |
| 4 | 09 24 04 266 90 | nut | 1 | 2 |
| 5 | 90 15 05 044 00 90 | cartridge | 1 | 2 |
| 6 | 90 11 06 216 00-33 | spout | 1 | 30 |
| 7 | 09 30 30 111 90 | screw | 1 | 2 |
| 8 | 09 14 10 139 90 | seal | 2 | 2 |
| 9 | 04 28 22 022 10 90 | connection | 2 | 2 |
| 10 | 04 31 11 002 00 90 | pin | 1 | 2 |
| 11 | 90 28 22 574 00-33 | pipe | 1 | 30 |
| 12 | 09 27 88 005-33 | rosette | 1 | 30 |
| 13 | 09 14 10 084 90 | seal | 2 | 2 |
| 14 | 09 14 10 018 90 | seal | 1 | 2 |