




VAIA Single-hole basin mixer with stand pipe without pop-up waste - Brushed Platinum

VAIA

22 585 809 Product version from 4/1/2025



- 202mm projection
- pivotable spout 360°
- circular, air-enriched flow
- total height 1251 - 1321 mm
- height up to aerator 1152 – 1222 mm
- rosette Ø 135 mm
- max. flow 5.7 l/min
- lead-free
- This product can help a building meet the requirements of Green Building Rating Systems, e.g. LEED®, BREEAM®, DGNB
- WRAS

| | | |
|---|--------------------------------|---------------|
|  | Brushed Platinum | 22 585 809-06 |
|  | Chrome | 22 585 809-00 |
|  | Platinum | 22 585 809-08 |
|  | Dark Chrome | 22 585 809-19 |
|  | Brushed Durabronze (23kt Gold) | 22 585 809-28 |
|  | Brushed Dark Brass | 22 585 809-39 |
|  | Brushed Bronze | 22 585 809-42 |
|  | Brushed Champagne (22kt Gold) | 22 585 809-46 |
|  | Champagne (22kt Gold) | 22 585 809-47 |
|  | Brushed Dark Platinum | 22 585 809-99 |

Required miscellaneous



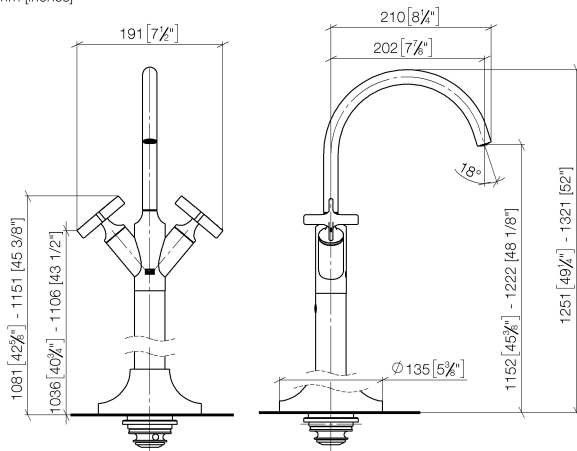
- Concealed floor mounting -**
- max. recess depth 150 mm
 - min. recess depth 80 mm

35 945 970 90

VAIA Single-hole basin mixer with stand pipe without pop-up waste - Brushed Platinum

VAIA

22 585 809 Product version from 4/1/2025
mm [inches]



Flow rate chart



Codes & Standards

DIN 4109

ISO 3822

Scottish Water
Byelaws

UK Water Supply
Regulations

Ü-Zeichen



VAIA Single-hole basin mixer with stand pipe without pop-up waste - Brushed Platinum

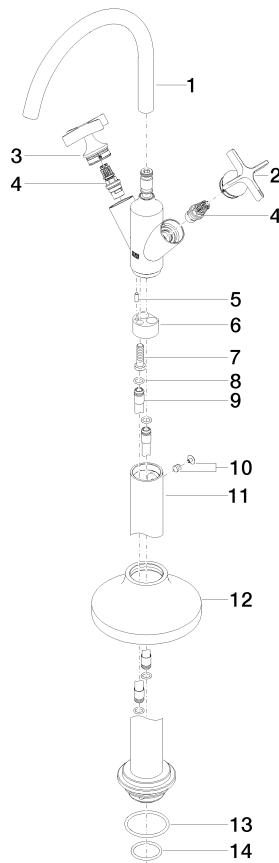
VAIA

22 585 809 Product version from 4/1/2025

Certificates and sustainability

LGA_38

WRAS_240102



Spare parts list

| No. | Item Number | Name | Quantity used | Delivery time |
|-----|--------------------|-----------------|---------------|---------------|
| 5 | 09 31 11 040 90 | pin | 1.00 | 2 |
| 13 | 09 14 10 084 90 | seal | 1.00 | 2 |
| 4 | 90 90 03 175 00 90 | top | 2.00 | 2 |
| 10 | 04 31 11 002 00 90 | pin | 1.00 | 2 |
| 12 | 90 27 80 033 00-06 | rosette | 1.00 | 10 |
| 9 | 04 28 22 022 10 90 | connection | 2.00 | 2 |
| 3 | 90 20 66 029 01-06 | handle (hot) | 1.00 | 10 |
| 7 | 09 30 30 047 90 | screw | 1.00 | 2 |
| 8 | 09 14 10 139 90 | seal | 4.00 | 2 |
| 14 | 09 14 10 018 90 | seal | 1.00 | 2 |
| 6 | 09 24 03 193 90 | adaptor | 1.00 | 2 |
| 1 | 90 28 22 313 00-06 | spout | 1.00 | 10 |
| 11 | 04 28 22 028 00-06 | pipe | 1.00 | 60 |
| 2 | 90 20 66 028 00-06 | handle (cold) | 1.00 | 10 |