

TARA Two-hole bath mixer for free-standing assembly with hand shower set - Champagne (22kt Gold)









TARA

25 943 892 Product version from 5/27/2021



- 220mm projection
 - pivotable spout 180°
 - Hand shower: COMPACT RAIN, max. flow rate 6.8 l/min (at 3 bar)
 - spout: circular, air-enriched flow
 - hand shower with anti-scale system
 - rotary diverter for bath/shower
 - total height 920 mm
 - stand pipes height 628 mm
 - height up to aerator 765 mm
 - slide-on rosettes Ø 90 mm
 - gauge 150 mm
 - metal shower hose 1250mm with integrated anti-twist protection
 - pivotable shower holder on the right foot
 - max. flow 22 l/min at 3 bar flow pressure
 - WRAS
- Intrinsic protection against back flow.**

Intrinsic protection against back flow.

| | | |
|---|--------------------------------|---------------|
|  | Champagne (22kt Gold) | 25 943 892-47 |
|  | Chrome | 25 943 892-00 |
|  | Brushed Platinum | 25 943 892-06 |
|  | Platinum | 25 943 892-08 |
|  | Dark Chrome | 25 943 892-19 |
|  | Brushed Durabronze (23kt Gold) | 25 943 892-28 |
|  | Matte Black | 25 943 892-33 |
|  | Brushed Dark Brass | 25 943 892-39 |
|  | Brushed Bronze | 25 943 892-42 |
|  | Brushed Champagne (22kt Gold) | 25 943 892-46 |
|  | Brushed Chrome | 25 943 892-93 |
|  | Brushed Dark Platinum | 25 943 892-99 |

Required miscellaneous



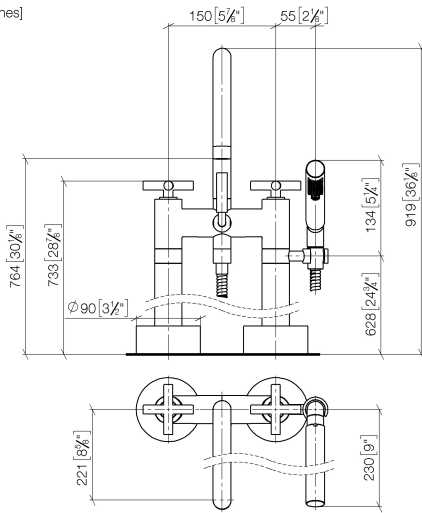
- Concealed floor mounting -**
- max. recess depth 160 mm
 - min. recess depth 80 mm

35 944 970 90

TARA Two-hole bath mixer for free-standing assembly with hand shower set - Champagne (22kt Gold)

TARA

25 943 892 Product version from 5/27/2021
mm [inches]



Flow rate chart



Codes & Standards

| | | | |
|----------------|------|----------|----------|
| ASME A112.18.1 | cUPC | DIN 4109 | ISO 3822 |
|----------------|------|----------|----------|

| | | |
|---------------------------|--------------------------------|-----------|
| Scottish Water Byelaws | UK Water Supply Regulations | Ü-Zeichen |
|---------------------------|--------------------------------|-----------|



TARA Two-hole bath mixer for free-standing assembly with hand shower set -
Champagne (22kt Gold)

TARA

25 943 892 Product version from 5/27/2021

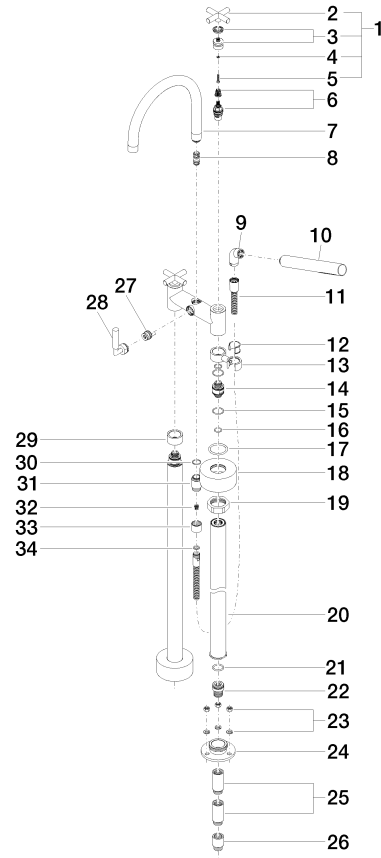
Certificates and sustainability

WRAS_2212 LGA_18 IAPMO_4976 (

TARA Two-hole bath mixer for free-standing assembly with hand shower set - Champagne (22kt Gold)

TARA

25 943 892 Product version from 5/27/2021





TARA Two-hole bath mixer for free-standing assembly with hand shower set - Champagne (22kt Gold)

TARA

25 943 892 Product version from 5/27/2021

Spare parts list

| No. | Item Number | Name | Quantity used | Delivery time |
|-----|--------------------|---|---------------|---------------|
| 29 | 09 28 10 028-47 | sleeve | 1.00 | 30 |
| 7 | 90 28 22 222 00-47 | spout | 1.00 | 30 |
| 15 | 09 14 10 112 90 | seal | 4.00 | 2 |
| 18 | 09 27 89 025-47 | rosette | 2.00 | 30 |
| 9 | 04 24 04 189 00-47 | nipple | 1.00 | 30 |
| 32 | 09 23 01 131 90 | back-flow preventer | 1.00 | 2 |
| 25 | 09 24 03 081 10 90 | extension | 4.00 | 2 |
| 21 | 09 14 10 081 90 | seal | 2.00 | 2 |
| 23 | 04 23 10 023 00 90 | fixing set | 6.00 | 2 |
| 6 | 90 90 03 131 00 90 | top | 2.00 | 2 |
| 11 | 90 30 02 072 00-47 | Metal shower hose 1/2" x 3/8" x 1250 mm - Champagne (22kt Gold) | 1.00 | 30 |
| 22 | 09 24 03 094-07 | nipple | 2.00 | 30 |
| 19 | 09 23 30 040-07 | nut | 2.00 | 30 |
| 3 | 90 12 12 007 00-47 | base | 2.00 | 30 |
| 14 | 09 29 05 021 20 90 | nipple | 2.00 | 2 |
| 20 | 04 28 22 009 20-47 | connection | 2.00 | 60 |
| 28 | 90 18 20 025 00-47 | diverter | 1.00 | 30 |
| 33 | 09 21 02 143-47 | sleeve | 1.00 | 30 |
| 2 | 09 20 89 010-47 | handle | 2.00 | 60 |
| 24 | 09 30 11 130-07 | connection | 2.00 | 30 |
| 8 | 90 21 10 011 00 90 | diverter | 1.00 | 2 |
| 27 | 90 15 01 005 00 90 | insert | 1.00 | 2 |
| 26 | 09 24 03 080 90 | extension | 2.00 | 2 |
| 13 | 04 28 10 029 01-47 | holder | 1.00 | 30 |
| 17 | 09 14 10 041 90 | seal | 2.00 | 2 |
| 31 | 09 24 03 121-47 | nipple | 1.00 | 30 |
| 30 | 90 14 10 032 00 90 | seal | 1.00 | 2 |
| 4 | 90 30 11 029 00 90 | disc | 2.00 | 2 |
| 1 | 90 20 89 010 10-47 | handle | 2.00 | 30 |
| 34 | 90 14 20 026 00 90 | seal | 1.00 | 2 |
| 12 | 90 18 40 035 00 90 | sleeve | 1.00 | 2 |
| 5 | 90 30 30 075 00 90 | screw | 2.00 | 2 |
| 16 | 90 14 10 055 00 90 | seal | 4.00 | 2 |
| 10 | 90 12 11 140 41-47 | shower | 1.00 | 30 |