

## Hand shower set with individual rosettes FlowReduce - Brushed Dark Platinum

IMO

27 808 980



Fits: IMO, MEM, CL.1, CYO

- COMPACT RAIN, max. flow rate 6.8 l/min (at 3 bar)
- with anti-scale system
- 3/8" shower outlet
- rosette for wall elbow 60 x 60mm
- rosette for shower holder 60 x 60mm
- metal shower hose 1250mm with integrated anti-twist protection
- 1/2" wall elbow
- This product can help a building meet the requirements of Green Building Rating Systems, e.g. LEED®, BREEAM®, DGNB

Intrinsic protection against back flow.

	Brushed Dark Platinum	27 808 980-99 0010
	Chrome	27 808 980-00
	Chrome	27 808 980-00 0010
	Brushed Platinum	27 808 980-06
	Brushed Platinum	27 808 980-06 0010
	Platinum	27 808 980-08
	Platinum	27 808 980-08 0010
	Dark Chrome	27 808 980-19
	Dark Chrome	27 808 980-19 0010
	Brushed Light Gold	27 808 980-27 0010
	Brushed Light Gold	27 808 980-27
	Brushed Durabrass (23kt Gold)	27 808 980-28
	Brushed Durabrass (23kt Gold)	27 808 980-28 0010
	Matte Black	27 808 980-33
	Matte Black	27 808 980-33 0010
	Brushed Champagne (22kt Gold)	27 808 980-46 0010
	Champagne (22kt Gold)	27 808 980-47 0010
	Brushed Chrome	27 808 980-93
	Brushed Chrome	27 808 980-93 0010
	Brushed Dark Platinum	27 808 980-99

### Recommended miscellaneous

#### Concealed wall elbow -

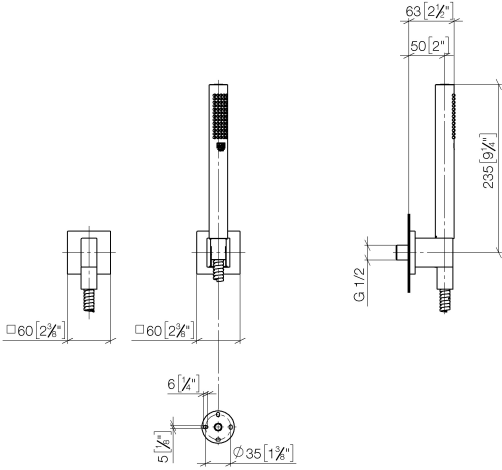
35 085 970 90



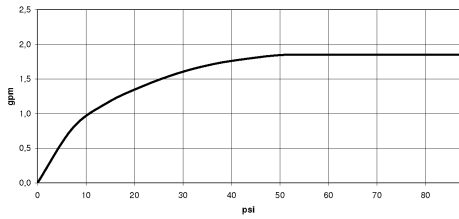
- max. recess depth 163 mm
- min. recess depth 90 mm

27 808 980

mm [inches]



Flow rate chart



Codes & Standards

ASME A112.18.1

cUPC

DIN 4109

ISO 3822

Ü-Zeichen



## Hand shower set with individual rosettes FlowReduce - Brushed Dark Platinum

---

IMO

27 808 980

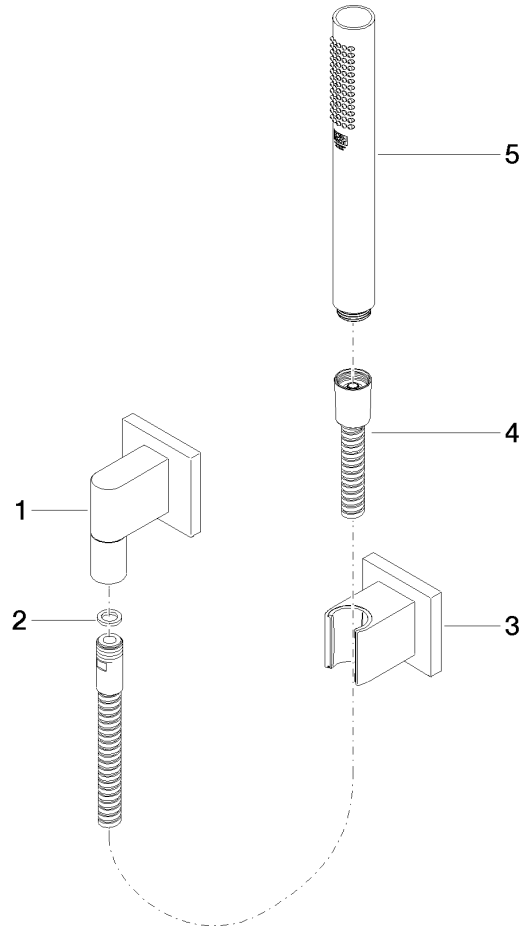
### Certificates

---

IAPMO\_4976

LGA\_29

**Product version from 4/1/2024**





## Hand shower set with individual rosettes FlowReduce - Brushed Dark Platinum

IMO

27 808 980

### Spare parts list

#### Product version from 4/1/2024

No.	Item Number	Name	Quantity used	Delivery time
	28 450 980-99	Wall elbow - Brushed Dark Platinum	5	30