

Hand shower set with individual rosettes with volume control FlowReduce - Platinum

CL.1

27 809 985



- COMPACT RAIN, max. flow rate 6.8 l/min (at 3 bar)
- with volume control
- with anti-scale system
- 3/8" shower outlet
- rosette for wall elbow 60 x 60mm
- rosette for shower holder 60 x 60mm
- metal shower hose 1250mm with integrated anti-twist protection
- 1/2" wall elbow
- This product can help a building meet the requirements of Green Building Rating Systems, e.g. LEED®, BREEAM®, DGNB

Intrinsic protection against back flow.

	Platinum	27 809 985-08 0010
	Chrome	27 809 985-00
	Chrome	27 809 985-00 0010
	Brushed Platinum	27 809 985-06
	Brushed Platinum	27 809 985-06 0010
	Platinum	27 809 985-08
	Dark Chrome	27 809 985-19 0010
	Brushed Durabass (23kt Gold)	27 809 985-28
	Brushed Durabass (23kt Gold)	27 809 985-28 0010
	Brushed Champagne (22kt Gold)	27 809 985-46
	Brushed Champagne (22kt Gold)	27 809 985-46 0010
	Champagne (22kt Gold)	27 809 985-47
	Champagne (22kt Gold)	27 809 985-47 0010
	Brushed Chrome	27 809 985-93
	Brushed Chrome	27 809 985-93 0010
	Brushed Dark Platinum	27 809 985-99
	Brushed Dark Platinum	27 809 985-99 0010

Recommended miscellaneous

Concealed wall elbow -

35 085 970 90

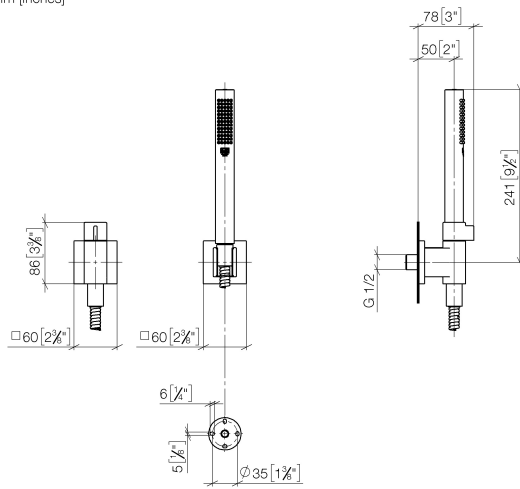


- max. recess depth 163 mm
- min. recess depth 90 mm

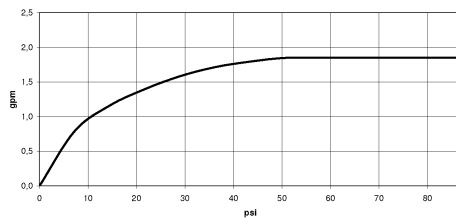
Hand shower set with individual rosettes with volume control FlowReduce - Platinum

CL.1

27 809 985
mm [inches]



Flow rate chart



Codes & Standards

ASME A112.18.1

cUPC

DIN 4109

ISO 3822

Ü-Zeichen



Hand shower set with individual rosettes with volume control FlowReduce - Platinum

CL.1

27 809 985

Certificates

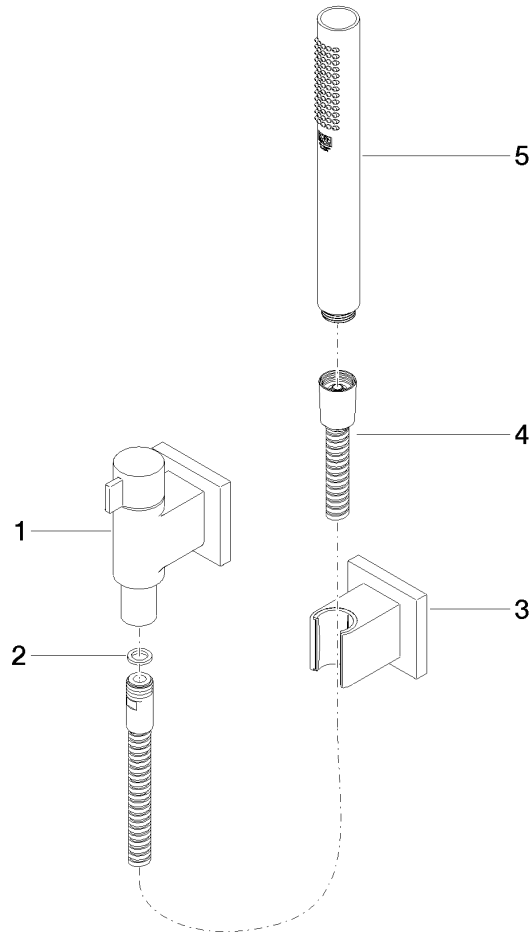
IAPMO_4976

LGA_29

Hand shower set with individual rosettes with volume control FlowReduce - Platinum

CL.1

27 809 985





Hand shower set with individual rosettes with volume control FlowReduce -
Platinum

CL.1

27 809 985

Spare parts list

No.	Item Number	Name	Quantity used	Delivery time
	28 451 985-08	connection	5	60