








MADISON Metal hand shower with porcelain insert (white) - Gold (23.9kt)

28 002 970



- COMPACT RAIN, max. flow rate 9 l/min (at 3 bar)
- Function from: 6 l/min
- spray head Ø 64mm
- 1/2" connection
- WRAS

Intrinsic protection against back flow.

	Gold (23.9kt)	28 002 970-01
	Chrome	28 002 970-00
	Chrome	28 002 970-00 0010
	Brushed Platinum	28 002 970-06
	Brushed Platinum	28 002 970-06 0010
	Platinum	28 002 970-08
	Platinum	28 002 970-08 0010
	Durabrass (23kt Gold)	28 002 970-09
	Durabrass (23kt Gold)	28 002 970-09 0010
	Brushed Durabrass (23kt Gold)	28 002 970-28
	Brushed Durabrass (23kt Gold)	28 002 970-28 0010
	Brushed Chrome	28 002 970-93
	Brushed Chrome	28 002 970-93 0010
	Brushed Dark Platinum	28 002 970-99
	Brushed Dark Platinum	28 002 970-99 0010

MADISON Metal hand shower with porcelain insert (white) - Gold (23.9kt)

28 002 970

mm [inches]



Flow rate chart



Codes & Standards

DIN 4109	ISO 3822	Scottish Water Byelaws	UK Water Supply Regulations
----------	----------	------------------------	-----------------------------

Ü-Zeichen



MADISON Metal hand shower with porcelain insert (white) - Gold (23.9kt)

28 002 970

Certificates

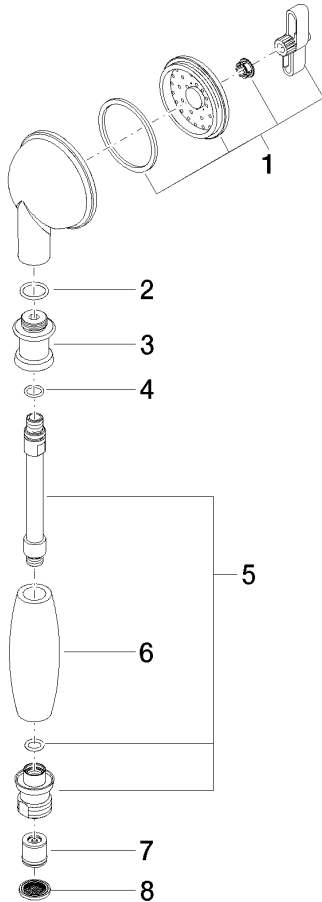
LGA_8

WRAS_240502

MADISON Metal hand shower with porcelain insert (white) - Gold (23.9kt)

28 002 970

Parts for other
finishes can be found
here: [Chrome](#)



Spare parts list

No.	Item Number	Name	Quantity used	Delivery time
1	90 12 01 010 00 90	set	1	2
2	09 14 10 069 90	seal	1	2
4	09 14 10 042 90	seal	1	2
6	11 167 820 60	handle	1	2
7	09 23 01 077 90	flow reducer	1	2
8	09 23 01 039 90	sieve	1	2