







28 015 626



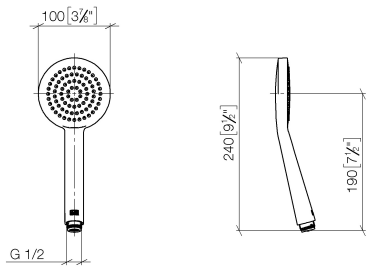
- normal flow
- with anti-scale system
- spray head Ø 100mm
- 1/2" connection
- max. flow 6.8 l/min
- This product can help a building meet the requirements of Green Building Rating Systems, e.g. LEED®, BREEAM®, DGNB

Intrinsic protection against back flow.

	Brushed Chrome	28 015 626-93 0010
	Chrome	28 015 626-00
	Chrome	28 015 626-00 0010
	Matte Black	28 015 626-33
	Matte Black	28 015 626-33 0010
	Brushed Chrome	28 015 626-93

28 015 626

mm [inches]



Codes & Standards

DIN 4109	ISO 3822	Ü-Zeichen
----------	----------	-----------

Certificates and sustainability

LGA_29