



























Hand shower - Brushed Chrome

28 016 979 Product version from 4/1/2024



- Three or five settings: COMPACT RAIN, COMPACT SOFT FLOW, COMPACT AQUAPRESSURE FLOW, max. flow rate 15 l/min (at 3 bar)
- with anti-scale system
- spray head Ø 130 mm
- 1/2" connection
- WRAS

Intrinsic protection against back flow.

| | | |
|---|-------------------------------|--------------------|
|  | Brushed Chrome | 28 016 979-93 |
|  | Chrome | 28 016 979-00 0010 |
|  | Chrome | 28 016 979-00 |
|  | Brushed Platinum | 28 016 979-06 |
|  | Brushed Platinum | 28 016 979-06 0010 |
|  | Platinum | 28 016 979-08 |
|  | Platinum | 28 016 979-08 0010 |
|  | Dark Chrome | 28 016 979-19 |
|  | Dark Chrome | 28 016 979-19 0010 |
|  | Light Gold | 28 016 979-26 |
|  | Light Gold | 28 016 979-26 0010 |
|  | Brushed Light Gold | 28 016 979-27 0010 |
|  | Brushed Light Gold | 28 016 979-27 |
|  | Brushed Durabrass (23kt Gold) | 28 016 979-28 |
|  | Brushed Durabrass (23kt Gold) | 28 016 979-28 0010 |
|  | Matte Black | 28 016 979-33 |
|  | Matte Black | 28 016 979-33 0010 |
|  | Brushed Bronze | 28 016 979-42 |
|  | Brushed Bronze | 28 016 979-42 0010 |
|  | Brushed Champagne (22kt Gold) | 28 016 979-46 0010 |
|  | Brushed Champagne (22kt Gold) | 28 016 979-46 |
|  | Champagne (22kt Gold) | 28 016 979-47 |
|  | Champagne (22kt Gold) | 28 016 979-47 0010 |
|  | Brushed Chrome | 28 016 979-93 0010 |
|  | Brushed Dark Platinum | 28 016 979-99 0010 |
|  | Brushed Dark Platinum | 28 016 979-99 |



Hand shower - Brushed Chrome

28 016 979 Product version from 4/1/2024

Hand shower - Brushed Chrome

28 016 979 Product version from 4/1/2024

mm [inches]



Flow rate chart



Codes & Standards

| | | | |
|-----------------------------|-----------|----------|------------------------|
| DIN 4109 | EN 1112 | ISO 3822 | Scottish Water Byelaws |
| UK Water Supply Regulations | Ü-Zeichen | | |



Hand shower - Brushed Chrome

28 016 979 Product version from 4/1/2024

Certificates

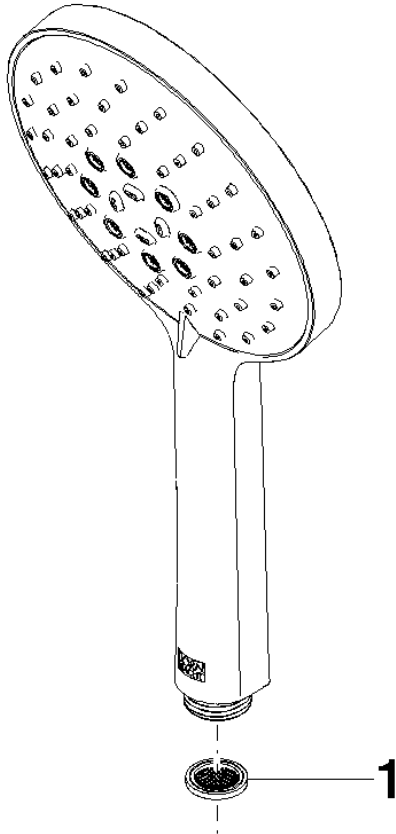
| | | |
|---------------------|--------|-----------|
| DVGW_DW- 6517DN0 | LGA_29 | WRAS_2009 |
|---------------------|--------|-----------|



Hand shower - Brushed Chrome

28 016 979 Product version from 4/1/2024

Parts for other
finishes can be found
here: [Chrome](#)



Spare parts list

| No. | Item Number | Name | Quantity used | Delivery time |
|-----|-----------------|-------|---------------|---------------|
| 1 | 09 23 01 039 90 | sieve | 1 | 2 |