

SERIES-VARIOUS Hand shower FlowReduce - Dark Chrome

28 025 979 Product version from 4/1/2023



- spray head Ø 100mm
- COMPACT RAIN, max. flow rate 5 l/min (at 3 bar)
- with anti-scale system
- 1/2" connection
- This product can help a building meet the requirements of Green Building Rating Systems, e.g. LEED®, BREEAM®, DGNB

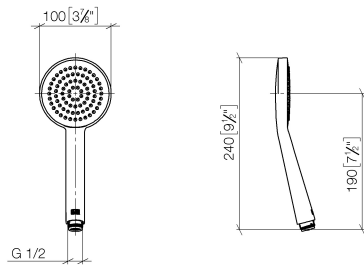
Intrinsic protection against back flow.

	Dark Chrome	28 025 979-19 0010
	Chrome	28 025 979-00 0010
	Brushed Platinum	28 025 979-06 0010
	Platinum	28 025 979-08 0010
	Light Gold	28 025 979-26 0010
	Brushed Durabrass (23kt Gold)	28 025 979-28 0010
	Matte Black	28 025 979-33 0010
	Brushed Champagne (22kt Gold)	28 025 979-46 0010
	Champagne (22kt Gold)	28 025 979-47 0010
	Brushed Chrome	28 025 979-93 0010
	Brushed Dark Platinum	28 025 979-99 0010

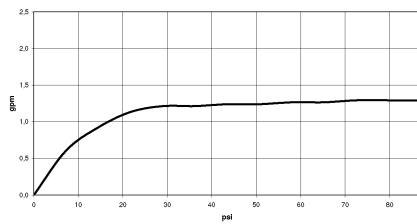
SERIES-VARIOUS Hand shower FlowReduce - Dark Chrome

28 025 979 Product version from 4/1/2023

mm [inches]



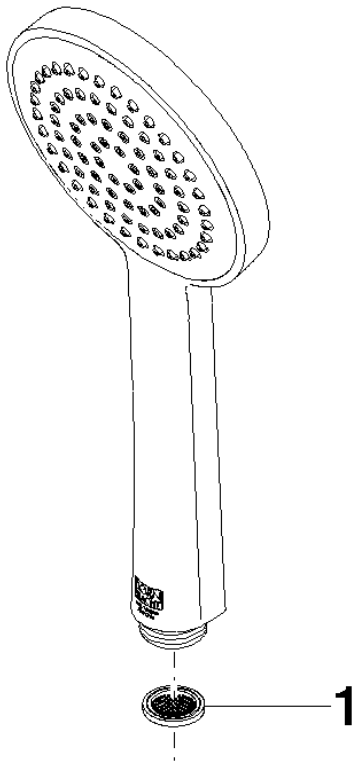
Flow rate chart



SERIES-VARIOUS Hand shower FlowReduce - Dark Chrome

28 025 979 Product version from 4/1/2023

Parts for other
finishes can be found
here: [Chrome](#)



Spare parts list

No.	Item Number	Name	Quantity used	Delivery time
1	09 23 01 039 90	sieve	1	2