











SERIES-VARIOUS Hand shower FlowReduce - Light Gold

28 027 979 Product version from 4/1/2024



- spray head Ø 130 mm
- COMPACT RAIN, max. flow rate 6.8 l/min (at 3 bar)
- with anti-scale system
- 1/2" connection
- This product can help a building meet the requirements of Green Building Rating Systems, e.g. LEED®, BREEAM®, DGNB

Intrinsic protection against back flow.

	Light Gold	28 027 979-26 0010
	Chrome	28 027 979-00 0010
	Brushed Platinum	28 027 979-06 0010
	Platinum	28 027 979-08 0010
	Dark Chrome	28 027 979-19 0010
	Brushed Durabrass (23kt Gold)	28 027 979-28 0010
	Matte Black	28 027 979-33 0010
	Brushed Champagne (22kt Gold)	28 027 979-46 0010
	Champagne (22kt Gold)	28 027 979-47 0010
	Brushed Chrome	28 027 979-93 0010
	Brushed Dark Platinum	28 027 979-99 0010



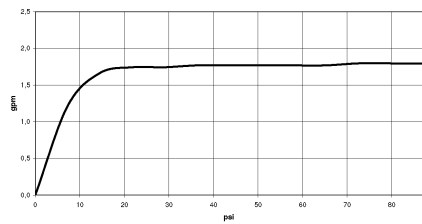
SERIES-VARIOUS Hand shower FlowReduce - Light Gold

28 027 979 Product version from 4/1/2024

mm [inches]



Flow rate chart





SERIES-VARIOUS Hand shower FlowReduce - Light Gold

28 027 979 Product version from 4/1/2024

Parts for other
finishes can be found
here: [Chrome](#)



Spare parts list

No.	Item Number	Name	Quantity used	Delivery time
1	09 23 01 039 90	sieve	1	2