







MADISON Wall elbow - Chrome

28 450 410 Product version from 7/6/2018



- 1/2" shower outlet
 - rosette Ø 55 mm
 - 1/2" connection
 - WRAS
- Intrinsic protection against back flow.

	Chrome	28 450 410-00
	Brushed Platinum	28 450 410-06
	Platinum	28 450 410-08
	Durabrass (23kt Gold)	28 450 410-09
	Brushed Durabrass (23kt Gold)	28 450 410-28
	Brushed Dark Platinum	28 450 410-99

Recommended miscellaneous



- Concealed wall elbow -**
 •max. recess depth mm
 •min. recess depth mm

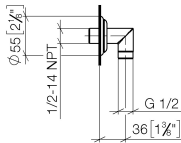
35 085 970 90



MADISON Wall elbow - Chrome

28 450 410 Product version from 7/6/2018

mm [inches]



Flow rate chart



Codes & Standards

EN 1717	Scottish Water Byelaws	UK Water Supply Regulations
---------	---------------------------	--------------------------------



MADISON Wall elbow - Chrome

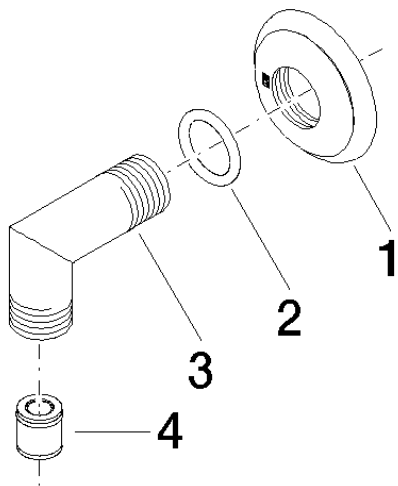
28 450 410 Product version from 7/6/2018

Certificates

Belgaqua_21-381-2 WRAS_240502

MADISON Wall elbow - Chrome

28 450 410 Product version from 7/6/2018



Spare parts list

No.	Item Number	Name	Quantity used	Delivery time
1	09 27 35 003-00	rosette	1	10
2	90 14 10 026 00 90	seal	1	2
3	09 11 03 121-00	connection	1	10
4	90 23 01 141 00 90	back-flow preventer	1	2