

MADISON Wall elbow - Durabrass (23kt Gold)









MADISON

28 450 410


Product version up to 7/6/2018



- 1/2" shower outlet
  - rosette Ø 55 mm
  - 1/2" connection
  - WRAS
- Intrinsic protection against back flow.

	Durabrass (23kt Gold)	28 450 410-09
	Chrome	28 450 410-00
	Brushed Platinum	28 450 410-06
	Platinum	28 450 410-08
	Brushed Durabrass (23kt Gold)	28 450 410-28
	Brushed Dark Brass	28 450 410-39 0010
	Brushed Dark Brass	28 450 410-39
	Brushed Dark Platinum	28 450 410-99

Recommended miscellaneous

- 

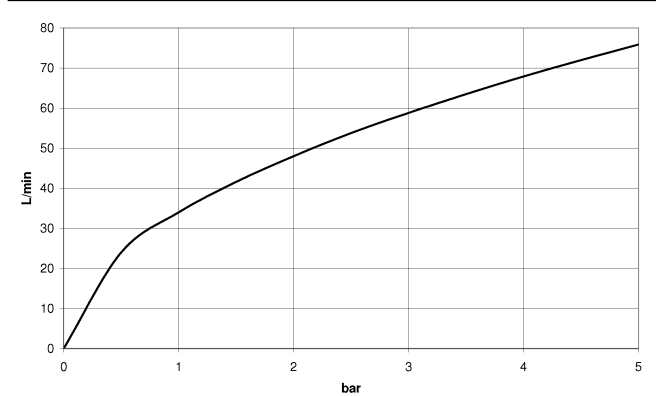
Concealed wall elbow -

  - max. recess depth 163 mm
  - min. recess depth 90 mm

35 085 970 90



Flow rate chart



Codes & Standards

EN 1717	Scottish Water Byelaws	UK Water Supply Regulations
---------	---------------------------	--------------------------------



## MADISON Wall elbow - Durabrass (23kt Gold)

MADISON

28 450 410 Product version up to 7/6/2018

Certificates and sustainability

Belgaqua\_21-381-2 WRAS\_240502



Spare parts list

No.	Item Number	Name	Quantity used	Delivery time
3	09 11 03 121-09	connection	1.00	60
1	09 27 35 003-09	rosette	1.00	40
2	90 14 10 026 00 90	seal	1.00	2
4	90 23 01 141 00 90	back-flow preventer	1.00	2