

## Shower head - Brushed Platinum

28 504 979    Product version from 10/1/2023



- 180-210mm projection
- ball-joint pivotable through 30°
- PURIFY RAIN, max. flow rate 7 l/min (at 3 bar)
- Function from: 6 l/min
- with anti-scale system
- spray head Ø 100mm
- rosette Ø 55 mm
- 1/2" connection

	Brushed Platinum	28 504 979-06
	Chrome	28 504 979-00
	Platinum	28 504 979-08
	Dark Chrome	28 504 979-19
	Light Gold	28 504 979-26
	Brushed Light Gold	28 504 979-27
	Brushed Durabrass (23kt Gold)	28 504 979-28
	Matte Black	28 504 979-33
	Brushed Bronze	28 504 979-42
	Brushed Champagne (22kt Gold)	28 504 979-46
	Champagne (22kt Gold)	28 504 979-47
	Brushed Chrome	28 504 979-93
	Brushed Dark Platinum	28 504 979-99

### Recommended miscellaneous



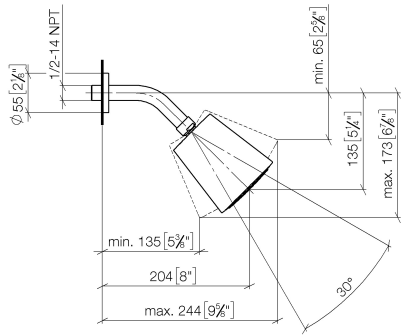
- Concealed wall elbow -**  
 •max. recess depth mm  
 •min. recess depth mm

35 085 970 90

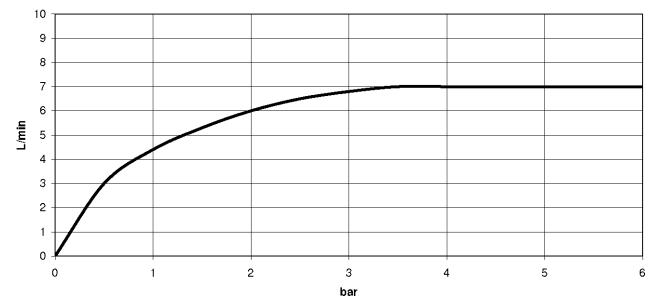
# Shower head - Brushed Platinum

28 504 979 Product version from 10/1/2023

mm [inches]



## Flow rate chart



## Codes & Standards

DIN 4109

EN 1112

ISO 3822

Ü-Zeichen



## Shower head - Brushed Platinum

---

28 504 979 Product version from 10/1/2023

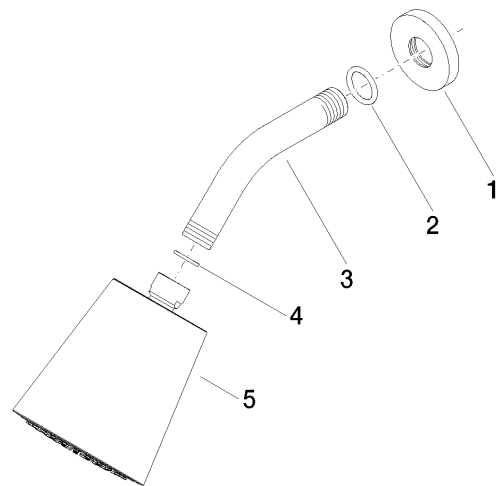
### Certificates

---

DVGW\_DW- LGA\_19  
6517DN0

Shower head - Brushed Platinum

28 504 979    Product version from 10/1/2023



Spare parts list

No.	Item Number	Name	Quantity used	Delivery time
1	09 27 22 503-06	rosette	1	10
2	90 14 10 026 00 90	seal	1	2
3	09 11 03 011-06	connection	1	10
4	90 14 20 002 00 90	seal	1	2
5	90 12 05 054 00-06	shower	1	10