

# Shower head - Brushed Dark Brass

SERIES SPECIFIC

28 504 979    Product version from 10/1/2023



- spray head Ø 100mm
- PURIFY RAIN, max. flow rate 7 l/min (at 3 bar)
- Function from: 6 l/min
- with anti-scale system

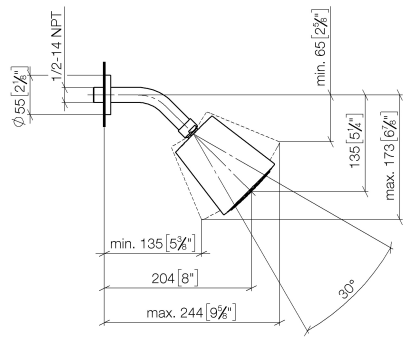
**Technical data:**

- 180-210mm projection
- ball-joint pivotable through 30°
- rosette Ø 55 mm
- 1/2" connection

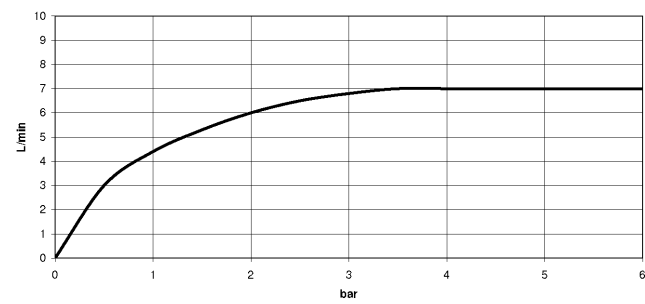
|   |                               |               |
|---|-------------------------------|---------------|
|    | Brushed Dark Brass            | 28 504 979-39 |
|    | Chrome                        | 28 504 979-00 |
|    | Brushed Platinum              | 28 504 979-06 |
|    | Platinum                      | 28 504 979-08 |
|    | Dark Chrome                   | 28 504 979-19 |
|    | Light Gold                    | 28 504 979-26 |
|    | Brushed Light Gold            | 28 504 979-27 |
|    | Brushed Durabrass (23kt Gold) | 28 504 979-28 |
|    | Matte Black                   | 28 504 979-33 |
|   | Brushed Bronze                | 28 504 979-42 |
|  | Brushed Champagne (22kt Gold) | 28 504 979-46 |
|  | Champagne (22kt Gold)         | 28 504 979-47 |
|  | Brushed Chrome                | 28 504 979-93 |
|  | Brushed Dark Platinum         | 28 504 979-99 |

28 504 979 Product version from 10/1/2023

mm [inches]



### Flow rate chart



### Codes & Standards

DIN 4109

EN 1112

ISO 3822

Ü-Zeichen



## Shower head - Brushed Dark Brass

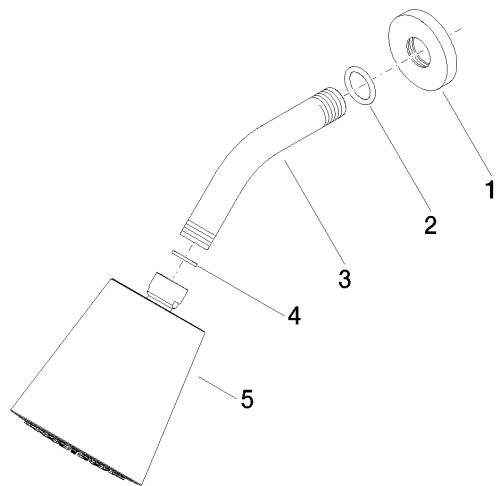
SERIES SPECIFIC

28 504 979 Product version from 10/1/2023

### Certificates and sustainability

DVGW\_DW- LGA\_19  
6517DN0

Parts for other  
finishes can be found  
here: [Chrome](#)



Spare parts list

| No.  | Item Number        | Name       | Quantity used | Delivery time |
|--|--------------------|------------|---------------|---------------|
| 1  | 09 27 22 503-39    | rosette    | 1.00          | 60            |
| 5  | 90 12 05 054 00-39 | shower     | 1.00          | -             |
| Spare part can no longer be ordered, please order the replacement item |                    |            |               |               |
| 2  | 90 14 10 026 00 90 | seal       | 1.00          | 2             |
| 4  | 90 14 20 002 00 90 | seal       | 1.00          | 2             |
| 3  | 09 11 03 011-39    | connection | 1.00          | 60            |