

Shower head - Brushed Durabrand (23kt Gold)

SERIES SPECIFIC

28 505 979 Product version from 3/9/2015



- spray head Ø 100mm
- Three or five settings: COMPACT RAIN, COMPACT SOFT FLOW, COMPACT AQUAPRESSURE FLOW, max. flow rate 7.6 l/min (at 3 bar)
- Function from: 5.5 l/min
- with anti-scale system

Technical dimensions:

- 155mm projection
- ball-joint pivotable through 18° (in any direction)
- rosette Ø 60 mm
- 1/2" connection
- WRAS

	Brushed Durabrand (23kt Gold)	28 505 979-28
	Chrome	28 505 979-00
	Brushed Platinum	28 505 979-06
	Platinum	28 505 979-08
	Dark Chrome	28 505 979-19
	Light Gold	28 505 979-26
	Brushed Light Gold	28 505 979-27
	Matte Black	28 505 979-33
	Brushed Bronze	28 505 979-42
	Brushed Champagne (22kt Gold)	28 505 979-46
	Champagne (22kt Gold)	28 505 979-47
	Brushed Chrome	28 505 979-93
	Brushed Dark Platinum	28 505 979-99

Recommended miscellaneous



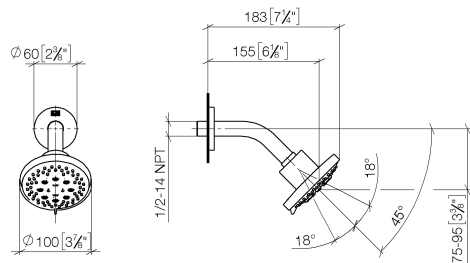
Concealed wall elbow -

35 085 970 90

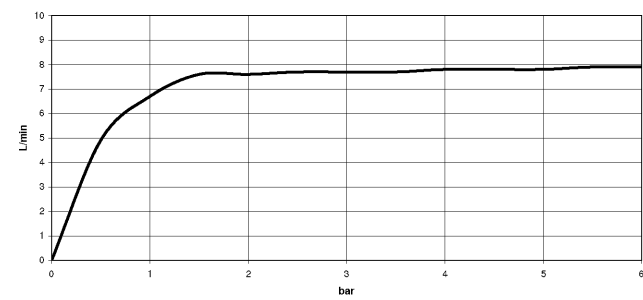
- max. recess depth 163 mm
- min. recess depth 90 mm

28 505 979 Product version from 3/9/2015

mm [inches]



Flow rate chart



Codes & Standards

DIN 4109

ISO 3822

Scottish Water
Byelaws

UK Water Supply
Regulations

Ü-Zeichen



Shower head - Brushed Durabrass (23kt Gold)

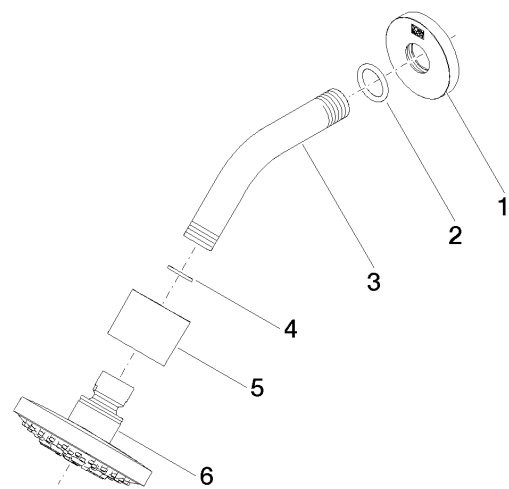
SERIES SPECIFIC

28 505 979 Product version from 3/9/2015

Certificates and sustainability

LGA_28

WRAS_2201



Spare parts list

No.	Item Number	Name	Quantity used	Delivery time
6	90 12 05 055 00-28	shower	1.00	20
5	09 11 01 191-28	cover	1.00	20
1	09 27 22 045-28	rosette	1.00	20
3	09 11 03 011-28	connection	1.00	20
2	90 14 10 026 00 90	seal	1.00	2
4	90 14 20 002 00 90	seal	1.00	2