





28 508 710

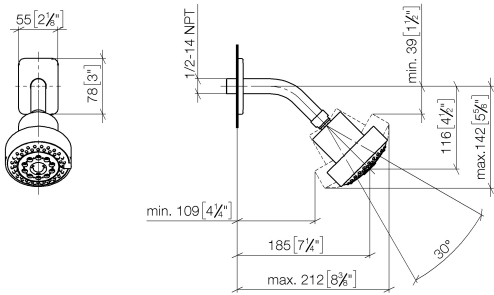


- 200mm projection
- ball-joint pivotable through 30°
- Three settings: PURIFY RAIN, COMPACT SOFT FLOW, COMPACT AQUAPRESSURE FLOW, max. flow rate 6.8 l/min (at 3 bar)
- with anti-scale system
- spray head Ø 92mm
- rosette 78 x 55 mm
- 1/2" connection
- Function from: 5 l/min
- This product can help a building meet the requirements of Green Building Rating Systems, e.g. LEED®, BREEAM®, DGNB

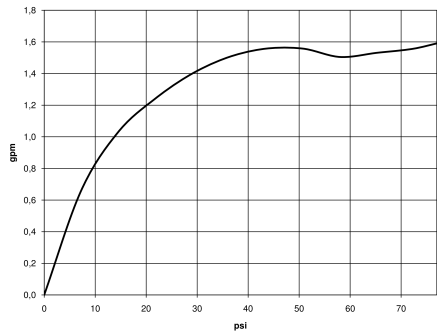
	Chrome	28 508 710-00 0010
	Chrome	28 508 710-00
	Brushed Platinum	28 508 710-06 0010
	Brushed Platinum	28 508 710-06

28 508 710

mm [inches]



Flow rate chart

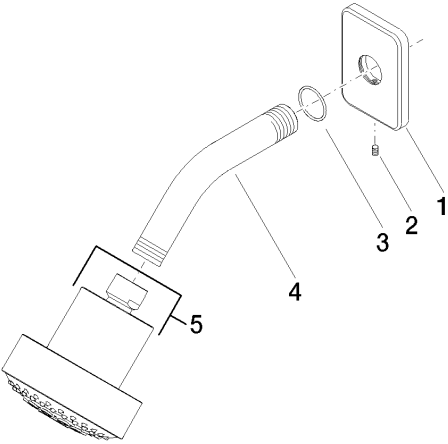


Certificates

IAPMO_11777. IAPMO_4976 (3). LGA_38653.

28 508 710

Parts for other
 finishes can be found
 here: [Chrome](#)



Spare parts list

No.	Item Number	Name	Quantity used	Delivery time
1	09 27 71 027-00	rosette	1	10
2	09 31 11 048 90	pin	1	2
3	09 14 10 098 90	seal	1	2
4	09 11 03 011-00	connection	1	10
5	04 12 11 110 30-00	shower	1	10