

## Shower head FlowReduce - Chrome

## SERIES SPECIFIC



























28 508 979 Product version up to 5/15/2020



- spray head Ø 92mm
- Three settings: COMPACT RAIN, COMPACT SOFT FLOW, COMPACT AQUAPRESSURE FLOW, max. flow rate 6.8 l/min (at 3 bar)
- Function from: l/min
- with anti-scale system

### Technical data:

- 200mm projection
- ball-joint pivotable through 30°
- rosette Ø 55 mm
- 1/2" connection

|   |                               |                    |
|---|-------------------------------|--------------------|
|    | Chrome                        | 28 508 979-00 0010 |
|    | Chrome                        | 28 508 979-00      |
|    | Brushed Platinum              | 28 508 979-06 0010 |
|    | Brushed Platinum              | 28 508 979-06      |
|    | Platinum                      | 28 508 979-08 0010 |
|    | Platinum                      | 28 508 979-08      |
|    | Dark Chrome                   | 28 508 979-19 0010 |
|    | Dark Chrome                   | 28 508 979-19      |
|    | Light Gold                    | 28 508 979-26 0010 |
|   | Light Gold                    | 28 508 979-26      |
|  | Brushed Light Gold            | 28 508 979-27 0010 |
|  | Brushed Light Gold            | 28 508 979-27      |
|  | Brushed Durabrass (23kt Gold) | 28 508 979-28 0010 |
|  | Brushed Durabrass (23kt Gold) | 28 508 979-28      |
|  | Matte Black                   | 28 508 979-33 0010 |
|  | Matte Black                   | 28 508 979-33      |
|  | Brushed Dark Brass            | 28 508 979-39 0010 |
|  | Brushed Dark Brass            | 28 508 979-39      |
|  | Brushed Bronze                | 28 508 979-42 0010 |
|  | Brushed Bronze                | 28 508 979-42      |
|  | Brushed Champagne (22kt Gold) | 28 508 979-46 0010 |
|  | Brushed Champagne (22kt Gold) | 28 508 979-46      |
|  | Champagne (22kt Gold)         | 28 508 979-47 0010 |
|  | Champagne (22kt Gold)         | 28 508 979-47      |
|  | Brushed Chrome                | 28 508 979-93 0010 |
|  | Brushed Chrome                | 28 508 979-93      |



Shower head FlowReduce - Chrome

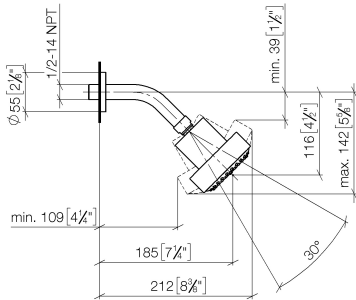
SERIES SPECIFIC

28 508 979    Product version up to 5/15/2020


|   |                          |                    |
|---|--------------------------|--------------------|
|  | Brushed Dark<br>Platinum | 28 508 979-99 0010 |
|  | Brushed Dark<br>Platinum | 28 508 979-99      |

28 508 979    Product version up to 5/15/2020

mm [inches]



Codes & Standards

|                |           |            |  |
|----------------|-----------|------------|--|
| ASME A112.18.1 | cUPC      | DIN 4109   | EPA WaterSense   |
| ISO 3822       | Ü-Zeichen | WaterSense |  |

Certificates and sustainability

|        |            |             |
|--------|------------|-------------|
| LGA_38 | IAPMO_4976 | IAPMO_11777 |
|--------|------------|-------------|

28 508 979

Product version up to 5/15/2020

Parts for other

finishes can be found

here: [Chrome](#)



Spare parts list

| No. | Item Number        | Name       | Quantity used | Delivery time |
|-----|--------------------|------------|---------------|---------------|
| 1   | 09 27 22 019-00    | rosette    | 1.00          | 10            |
| 3   | 09 11 03 011-00    | connection | 1.00          | 10            |
| 4   | 04 12 11 110 30-00 | shower     | 1.00          | 10            |
| 2   | 90 14 10 026 00 90 | seal       | 1.00          | 2             |