





DORNBRAUCHT YARRE Rain shower with wall fixing 250 mm - Soft Black

DORNBRAUCHT  
YARRE

28 649 832    Product version from 1/1/2023



- 420mm projection
- rain flow
- rain shower Ø 250 mm
- with anti-scale system
- rosette Ø 60 mm
- 1/2" connection
- max. flow 8.6 l/min
- Rain flow
- rosette Ø 60 mm
- WRAS

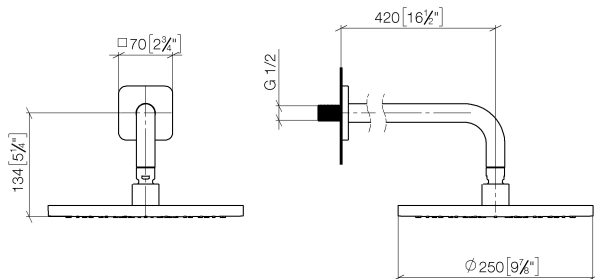
	Soft Black	28 649 832-69
	Chrome	28 649 832-00

Recommended miscellaneous

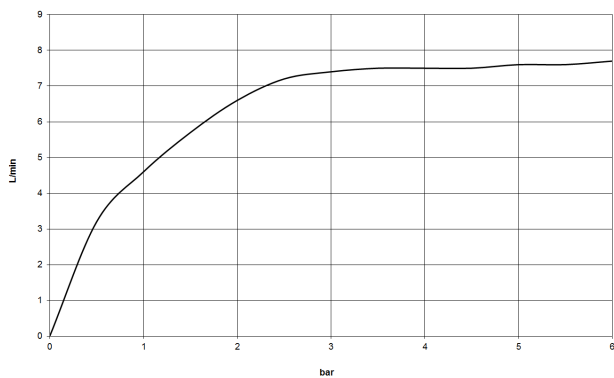
Concealed wall elbow -                      35 085 970 90



mm [inches]



### Flow rate chart



### Codes & Standards

DIN 4109

ISO 3822

Scottish Water  
Byelaws

UK Water Supply  
Regulations

Ü-Zeichen



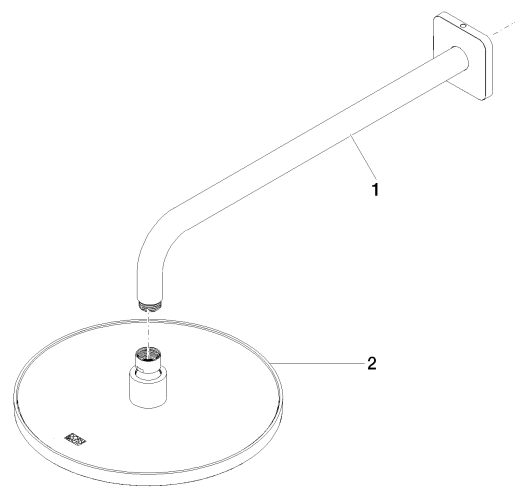
DORNBRACHT YARRE Rain shower with wall fixing 250 mm - Soft Black

DORNBRACHT  
YARRE

28 649 832 Product version from 1/1/2023

Certificates and sustainability

LGA\_38 WRAS\_2305



Spare parts list

No.	Item Number	Name	Quantity used	Delivery time
1	90 28 22 394 21-69	connection	1.00	2
2	90 12 05 024 00-69	shower	1.00	2