

Rain shower with wall fixing FlowReduce 400 mm - Brushed Light Gold

SERIES SPECIFIC

28 658 970



- rain shower Ø 400 mm
- PURE RAIN, max. flow rate 12 l/min (at 3 bar)
- Function from: 12 l/min
- with anti-scale system











Technical data:

- 450mm projection
- rosette Ø 60 mm
- 1/2" connection

Notes:

- This product can help a building meet the requirements of Green Building Rating Systems, e.g. LEED®, BREEAM®, DGNB

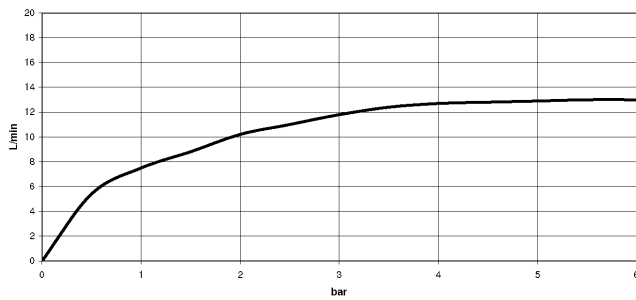
To be provided by the customer. Zigbee Gateway!

	Brushed Light Gold	28 658 970-27
	Chrome	28 658 970-00
	Brushed Platinum	28 658 970-06
	Platinum	28 658 970-08
	Dark Chrome	28 658 970-19
	Light Gold	28 658 970-26
	Brushed Durabronze (23kt Gold)	28 658 970-28
	Matte Black	28 658 970-33
	Brushed Dark Brass	28 658 970-39
	Brushed Bronze	28 658 970-42
	Brushed Champagne (22kt Gold)	28 658 970-46
	Champagne (22kt Gold)	28 658 970-47
	Brushed Chrome	28 658 970-93
	Brushed Dark Platinum	28 658 970-99

28 658 970



Flow rate chart



Codes & Standards

DIN 4109

ISO 3822

Ü-Zeichen



Rain shower with wall fixing FlowReduce 400 mm - Brushed Light Gold

SERIES SPECIFIC

28 658 970

Certificates and sustainability

LGA_38

28 658 970

Parts for other
finishes can be found
here: [Chrome](#)

