





Rain shower with wall fixing FlowReduce 300 mm - Platinum

28 678 670 Product version from 5/1/2024



- 450mm projection
- rain shower Ø 300 mm
- rain flow
- max. flow 9 l/min
- Function from: 7 l/min
- rosette 65 x 65 mm
- 1/2" connection
- with anti-scale system
- quick clearing
- This product can help a building meet the requirements of Green Building Rating Systems, e.g. LEED®, BREEAM®, DGNB

	Platinum	28 678 670-08
	Chrome	28 678 670-00
	Brushed Platinum	28 678 670-06
	Dark Chrome	28 678 670-19
	Brushed Light Gold	28 678 670-27
	Brushed Durabrass (23kt Gold)	28 678 670-28
	Matte Black	28 678 670-33
	Brushed Champagne (22kt Gold)	28 678 670-46
	Champagne (22kt Gold)	28 678 670-47
	Brushed Chrome	28 678 670-93
	Brushed Dark Platinum	28 678 670-99

Rain shower with wall fixing FlowReduce 300 mm - Platinum

28 678 670 Product version from 5/1/2024

mm [inches]



Flow rate chart



Codes & Standards

DIN 4109

ISO 3822

Ü-Zeichen



Rain shower with wall fixing FlowReduce 300 mm - Platinum

28 678 670 Product version from 5/1/2024

Certificates

LGA_29

Rain shower with wall fixing FlowReduce 300 mm - Platinum

28 678 670 Product version from 5/1/2024

Parts for other
finishes can be found
here: [Chrome](#)



Spare parts list

No.	Item Number	Name	Quantity used	Delivery time
1	04 30 31 032 00 90	fixing set	1	2
2	09 17 20 120 90	holder	1	2
3	09 14 10 150 90	seal	2	2
4	09 27 67 015-08	rosette	1	40
5	90 11 03 070 00-08	pipe	1	40
6	09 23 01 075 90	insert	1	2
7	90 12 05 091 20-08	shower	1	40
8	90 30 09 069 00 90	key	1	2