




Rain shower with wall fixing 300 mm - Brushed Dark Platinum

SERIES SPECIFIC

28 679 970 Product version from 3/13/2017



- 450mm projection
- rain shower Ø 300 mm
- PURE RAIN, max. flow rate 14 l/min (at 3 bar)
- Function from: 10 l/min
- rosette Ø 60 mm
- 1/2" connection
- with anti-scale system
- quick clearing
- WRAS

| | | |
|---|--------------------------------|---------------|
|  | Brushed Dark Platinum | 28 679 970-99 |
|  | Chrome | 28 679 970-00 |
|  | Brushed Platinum | 28 679 970-06 |
|  | Platinum | 28 679 970-08 |
|  | Dark Chrome | 28 679 970-19 |
|  | Light Gold | 28 679 970-26 |
|  | Brushed Light Gold | 28 679 970-27 |
|  | Brushed Durabronze (23kt Gold) | 28 679 970-28 |
|  | Matte Black | 28 679 970-33 |
|  | Brushed Dark Brass | 28 679 970-39 |
|  | Brushed Bronze | 28 679 970-42 |
|  | Brushed Champagne (22kt Gold) | 28 679 970-46 |
|  | Champagne (22kt Gold) | 28 679 970-47 |
|  | Brushed Chrome | 28 679 970-93 |

Recommended miscellaneous



Concealed wall elbow -

35 085 970 90

- max. recess depth 163 mm
- min. recess depth 90 mm

28 679 970 Product version from 3/13/2017

mm [inches]



Flow rate chart



Codes & Standards

DIN 4109

EN 1112

ISO 3822

Scottish Water
Byelaws

UK Water Supply
Regulations

Ü-Zeichen



Rain shower with wall fixing 300 mm - Brushed Dark Platinum

SERIES SPECIFIC

28 679 970 Product version from 3/13/2017

Certificates and sustainability

| | | |
|-----------|---------------------|--------|
| WRAS_2212 | DVGW_DW- 6517DN0 | LGA_29 |
|-----------|---------------------|--------|



Spare parts list

| No. | Item Number | Name | Quantity used | Delivery time |
|-----|----------------------|------------|---------------|---------------|
| | 4 09 27 97 015-99 | rosette | 1.00 | 20 |
| | 6 09 23 01 075 90 | insert | 1.00 | 2 |
| | 5 90 11 03 070 00-99 | pipe | 1.00 | 20 |
| | 2 09 17 20 120 90 | holder | 1.00 | 2 |
| | 3 09 14 10 150 90 | seal | 2.00 | 2 |
| | 1 04 30 31 032 00 90 | fixing set | 1.00 | 2 |
| | 7 04 12 05 091 00-99 | shower | 1.00 | 20 |
| | 8 90 30 09 069 00 90 | key | 1.00 | 2 |