












## TARA Wall-mounted bridge mixer with extending spout - Brushed Bronze

TARA

31 151 892 Product version from 1/1/2025

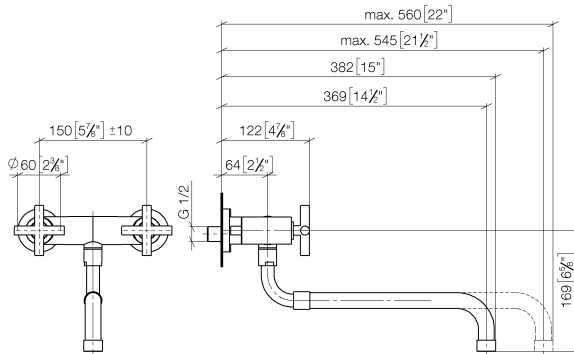


- 365-545mm projection
- pivoting spout
- laminar flow
- 1/2" connection
- gauge 150 mm - 10 mm
- max. flow 8.3 l/min at 3 bar flow pressure
- lead-free
- This product can help a building meet the requirements of Green Building Rating Systems, e.g. LEED®, BREEAM®, DGNB

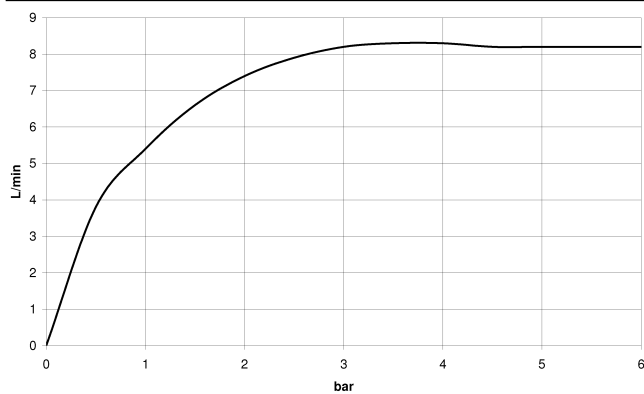
|   |                               |               |
|---|-------------------------------|---------------|
|    | Brushed Bronze                | 31 151 892-42 |
|    | Chrome                        | 31 151 892-00 |
|    | Brushed Platinum              | 31 151 892-06 |
|    | Platinum                      | 31 151 892-08 |
|    | Durabrass (23kt Gold)         | 31 151 892-09 |
|    | Dark Chrome                   | 31 151 892-19 |
|    | Brushed Durabrass (23kt Gold) | 31 151 892-28 |
|    | Brushed Champagne (22kt Gold) | 31 151 892-46 |
|    | Champagne (22kt Gold)         | 31 151 892-47 |
|   | Brushed Chrome                | 31 151 892-93 |
|  | Brushed Dark Platinum         | 31 151 892-99 |

31 151 892 Product version from 1/1/2025

mm [inches]



**Flow rate chart**



### Codes & Standards

DIN 4109

ISO 3822

Ü-Zeichen



## TARA Wall-mounted bridge mixer with extending spout - Brushed Bronze

---

TARA

31 151 892 Product version from 1/1/2025

Certificates and sustainability

---

LGA\_19

Parts for other  
finishes can be found  
here: [Chrome](#)



## Spare parts list

| No. | Item Number           | Name       | Quantity used | Delivery time |
|-----|-----------------------|------------|---------------|---------------|
|     | 8 90 30 30 075 00 90  | screw      | 2.00          | 2             |
|     | 15 09 29 03 027 90    | insert     | 1.00          | 2             |
|     | 13 09 24 03 093 10-42 | nipple     | 1.00          | 60            |
|     | 6 90 90 03 131 00 90  | top        | 2.00          | 2             |
|     | 5 09 23 30 012-42     | nut        | 2.00          | 60            |
|     | 9 90 30 11 029 00 90  | disc       | 2.00          | 2             |
|     | 10 90 12 12 007 00-42 | base       | 2.00          | 30            |
|     | 11 09 20 89 010-42    | handle     | 2.00          | 30            |
|     | 16 90 28 25 076 00-42 | spout      | 1.00          | 30            |
|     | 3 09 14 10 041 90     | seal       | 2.00          | 2             |
|     | 4 04 29 05 014 00 90  | nipple     | 2.00          | 2             |
|     | 14 04 28 25 075 00-42 | spout      | 1.00          | 60            |
|     | 7 90 20 89 010 10-42  | handle     | 2.00          | 30            |
|     | 2 09 27 89 004-42     | rosette    | 2.00          | 60            |
|     | 1 04 11 04 003 00 90  | connection | 2.00          | 2             |
|     | 12 90 14 10 032 00 90 | seal       | 1.00          | 2             |