








LISSÉ Single-lever basin mixer without pop-up waste - Dark Chrome

33 521 845 Product version from 5/3/2021

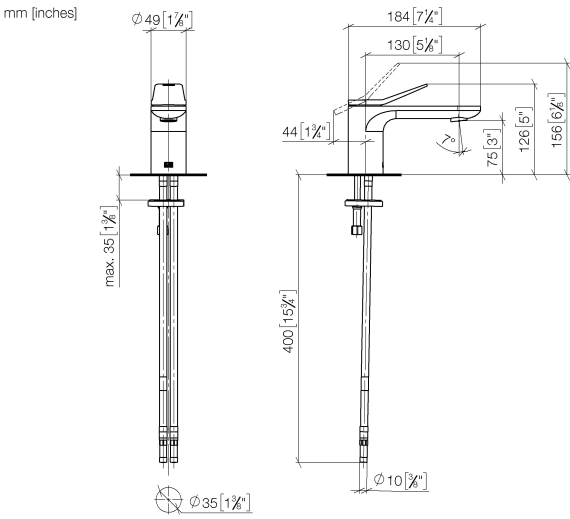


- 130mm projection
- fixed spout
- circular, air-enriched flow
- height of mixer 127 mm
- height up to aerator 75 mm
- hole diameter 35 mm
- 2x screw-in M 8 x 1 pressure hose, leak-tested
- max. flow 5.7 l/min
- lead-free
- This product can help a building meet the requirements of Green Building Rating Systems, e.g. LEED®, BREEAM®, DGNB
- WRAS

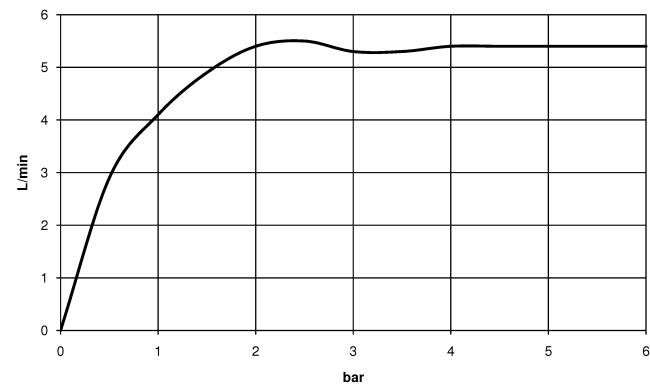
	Dark Chrome	33 521 845-19
	Chrome	33 521 845-00
	Brushed Platinum	33 521 845-06
	Brushed Light Gold	33 521 845-27
	Matte Black	33 521 845-33
	Brushed Chrome	33 521 845-93
	Brushed Dark Platinum	33 521 845-99

LISSÉ Single-lever basin mixer without pop-up waste - Dark Chrome

33 521 845 Product version from 5/3/2021



Flow rate chart



Codes & Standards

DIN 4109

Executive Order
no. 1007

ISO 3822

Ü-Zeichen



LISSE Single-lever basin mixer without pop-up waste - Dark Chrome

33 521 845 Product version from 5/3/2021

Certificates

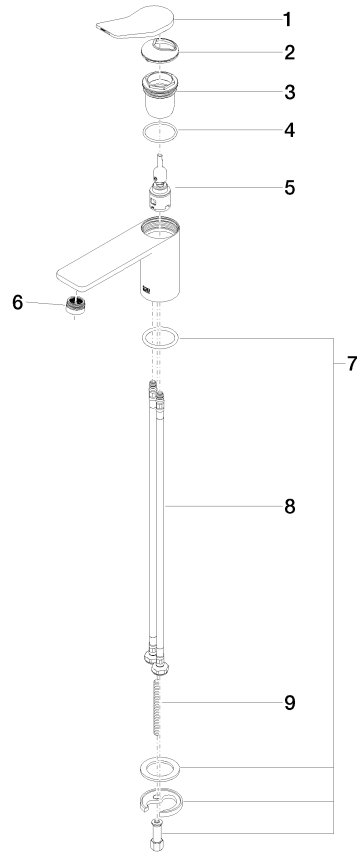
LGA_29

GDV_0400

LISSE Single-lever basin mixer without pop-up waste - Dark Chrome

33 521 845 Product version from 5/3/2021

Parts for other
finishes can be found
here: [Chrome](#)



Spare parts list

No.	Item Number	Name	Quantity used	Delivery time
1	90 20 84 020 00-19	handle	1	20
2	09 28 30 034 90	cover	1	2
3	09 23 10 123 90	nut	1	2
4	09 14 10 038 90	seal	1	2
5	90 15 05 042 01 90	cartridge	1	2
6	90 23 01 161 01-19	aerator	1	20
7	04 30 11 038 75 90	fixing set	1	2
8	04 30 04 100 00 90	hose	2	2
9	09 31 11 011 90	pin	1	2