







META Single-lever basin mixer without pop-up waste - Brushed Champagne (22kt Gold)

META

33 522 660 Product version from 1/23/2020 to 4/1/2025



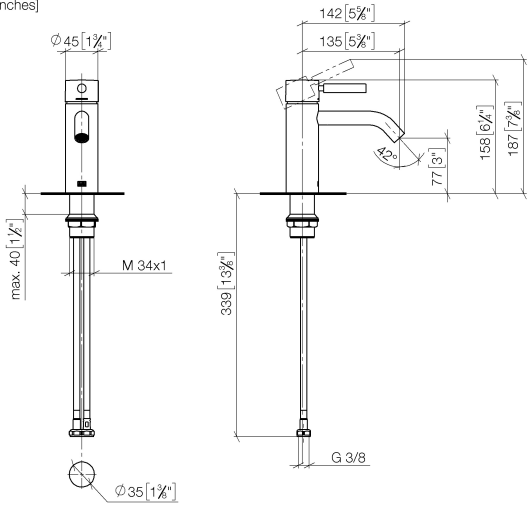
- 135mm projection
- fixed spout
- circular, air-enriched flow
- height of mixer 158 mm
- height up to aerator 77 mm
- hole diameter 35 mm
- 2x screw-in M 8 x 1 pressure hose, leak-tested
- max. flow 5.7 l/min
- lead-free
- This product can help a building meet the requirements of Green Building Rating Systems, e.g. LEED®, BREEAM®, DGNB
- WRAS

	Brushed Champagne (22kt Gold)	33 522 660-46
	Chrome	33 522 660-00
	Brushed Platinum	33 522 660-06
	Dark Chrome	33 522 660-19
	Light Gold	33 522 660-26
	Brushed Light Gold	33 522 660-27
	Matte Black	33 522 660-33
	Brushed Bronze	33 522 660-42
	Champagne (22kt Gold)	33 522 660-47
	Brushed Chrome	33 522 660-93
	Brushed Dark Platinum	33 522 660-99

**META Single-lever basin mixer without pop-up waste - Brushed Champagne
(22kt Gold)**

META

33 522 660 Product version from 1/23/2020 to 4/1/2025
mm [inches]



Flow rate chart



Codes & Standards

DIN 4109

ISO 3822

Ü-Zeichen



META Single-lever basin mixer without pop-up waste - Brushed Champagne (22kt Gold)

META

33 522 660 Product version from 1/23/2020 to 4/1/2025

Certificates and sustainability

LGA_29

META Single-lever basin mixer without pop-up waste - Brushed Champagne (22kt Gold)

META

33 522 660 Product version from 1/23/2020 to 4/1/2025

Parts for other
finishes can be found
here: [Chrome](#)



Spare parts list

No.	Item Number	Name	Quantity used	Delivery time
1	90 20 66 002 00-46	handle	1.00	30
4	09 24 04 266 90	nut	1.00	2
7	04 23 10 044 07 90	fixing set	1.00	2
5	90 15 05 044 00 90	cartridge	1.00	2
3	09 14 10 091 90	seal	1.00	2
2	09 28 30 041-46	cover	1.00	30
8	04 30 04 100 00 90	hose	2.00	2
6	90 11 06 207 00-46	spout	1.00	30