

## META Single-lever basin mixer with raised base without pop-up waste - Brushed Bronze

33 539 660 Product version from 1/23/2020



- 165mm projection
- fixed spout
- circular, air-enriched flow
- height of mixer 300 mm
- height up to aerator 219 mm
- hole diameter 35 mm
- 2x screw-in M 8 x 1 pressure hose, leak-tested
- max. flow 5.7 l/min
- lead-free
- This product can help a building meet the requirements of Green Building Rating Systems, e.g. LEED®, BREEAM®, DGNB
- WRAS

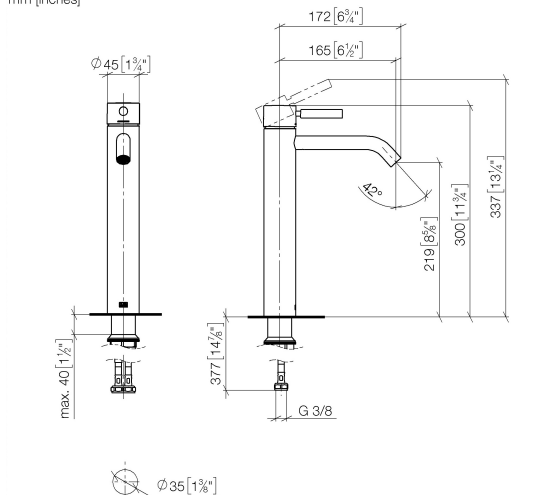
for use on countertop bowls

Product change as of 1.4.2023: height of mixer 300 mm, height up to aerator 219 mm

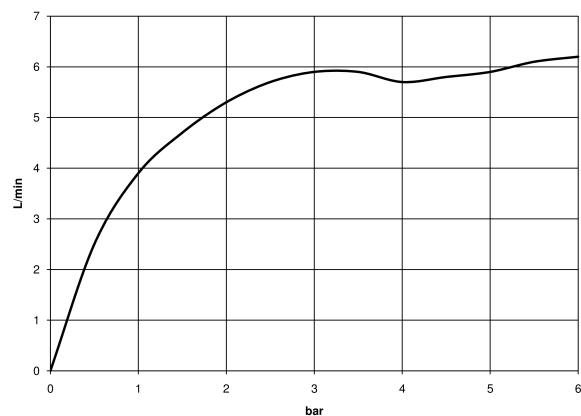
	Brushed Bronze	33 539 660-42
	Chrome	33 539 660-00
	Brushed Platinum	33 539 660-06
	Dark Chrome	33 539 660-19
	Light Gold	33 539 660-26
	Brushed Light Gold	33 539 660-27
	Matte Black	33 539 660-33
	Brushed Champagne (22kt Gold)	33 539 660-46
	Champagne (22kt Gold)	33 539 660-47
	Brushed Chrome	33 539 660-93
	Brushed Dark Platinum	33 539 660-99

## META Single-lever basin mixer with raised base without pop-up waste - Brushed Bronze

33 539 660 Product version from 1/23/2020  
mm [inches]



Flow rate chart



### Codes & Standards

DIN 4109

ISO 3822

Ü-Zeichen



## META Single-lever basin mixer with raised base without pop-up waste - Brushed Bronze

---

33 539 660 Product version from 1/23/2020

### Certificates

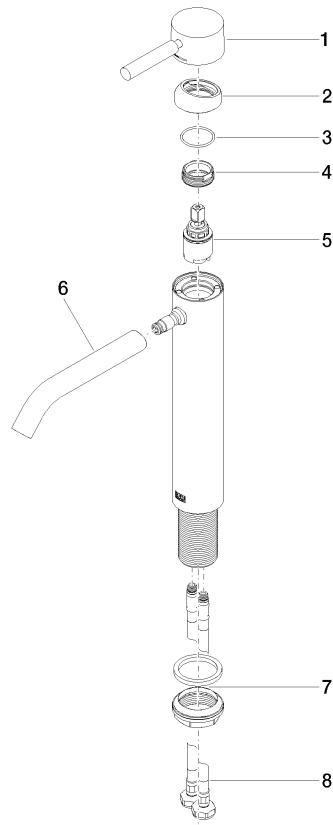
---

LGA\_29

## META Single-lever basin mixer with raised base without pop-up waste - Brushed Bronze

33 539 660 Product version from 1/23/2020

Parts for other  
finishes can be found  
here: [Chrome](#)



### Spare parts list

No.	Item Number	Name	Quantity used	Delivery time
1	90 20 66 002 00-42	handle	1	30
2	09 28 30 041-42	cover	1	60
3	09 14 10 091 90	seal	1	2
4	09 24 04 266 90	nut	1	2
5	90 15 05 044 00 90	cartridge	1	2
6	90 11 06 208 00-42	spout	1	30
7	04 23 10 044 07 90	fixing set	1	2
8	04 30 04 101 00 90	hose	2	2