

**META Single-lever basin mixer with raised base without pop-up waste -
Brushed Champagne (22kt Gold)**

33 539 660 Product version from 1/23/2020



- 165mm projection
- fixed spout
- circular, air-enriched flow
- height of mixer 300 mm
- height up to aerator 219 mm
- hole diameter 35 mm
- 2x screw-in M 8 x 1 pressure hose, leak-tested
- max. flow 5.7 l/min
- lead-free
- This product can help a building meet the requirements of Green Building Rating Systems, e.g. LEED®, BREEAM®, DGNB
- WRAS

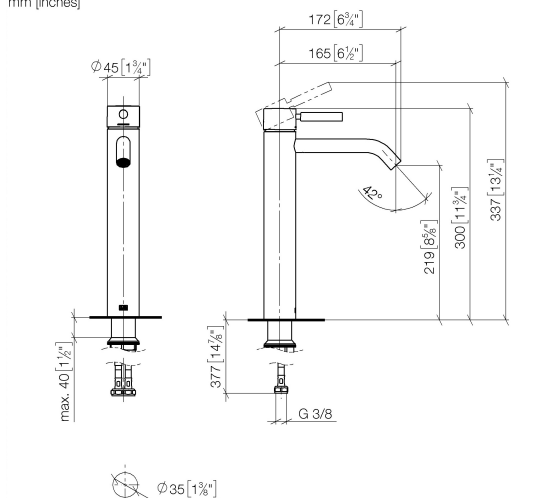
for use on countertop bowls

Product change as of 1.4.2023: height of mixer 300 mm, height up to aerator 219 mm

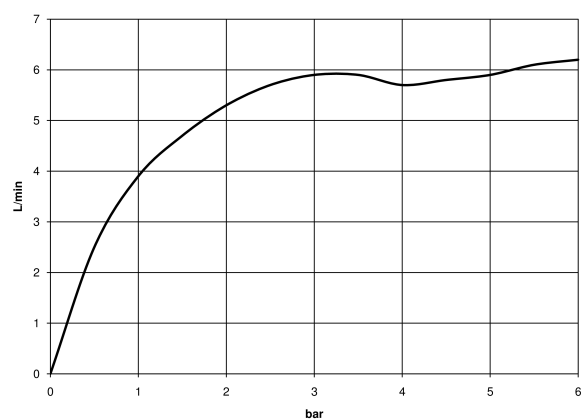
| | | |
|---|-------------------------------|---------------|
|  | Brushed Champagne (22kt Gold) | 33 539 660-46 |
|  | Chrome | 33 539 660-00 |
|  | Brushed Platinum | 33 539 660-06 |
|  | Dark Chrome | 33 539 660-19 |
|  | Light Gold | 33 539 660-26 |
|  | Brushed Light Gold | 33 539 660-27 |
|  | Matte Black | 33 539 660-33 |
|  | Brushed Bronze | 33 539 660-42 |
|  | Champagne (22kt Gold) | 33 539 660-47 |
|  | Brushed Chrome | 33 539 660-93 |
|  | Brushed Dark Platinum | 33 539 660-99 |

META Single-lever basin mixer with raised base without pop-up waste - Brushed Champagne (22kt Gold)

33 539 660 Product version from 1/23/2020
mm [inches]



Flow rate chart



Codes & Standards

DIN 4109

ISO 3822

Ü-Zeichen



META Single-lever basin mixer with raised base without pop-up waste - Brushed Champagne (22kt Gold)

33 539 660 Product version from 1/23/2020

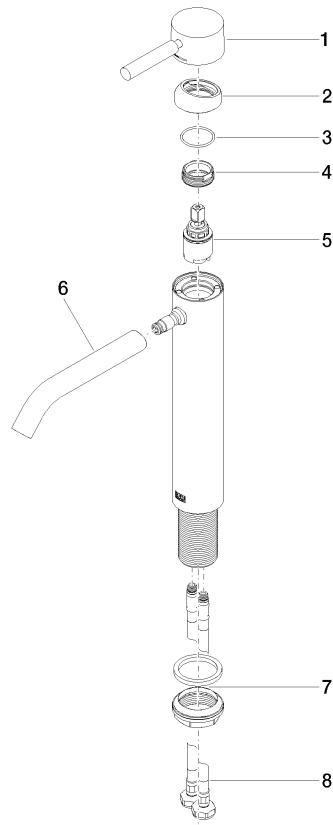
Certificates

LGA_29

META Single-lever basin mixer with raised base without pop-up waste - Brushed Champagne (22kt Gold)

33 539 660 Product version from 1/23/2020

Parts for other
finishes can be found
here: [Chrome](#)



Spare parts list

| No. | Item Number | Name | Quantity used | Delivery time |
|-----|--------------------|------------|---------------|---------------|
| 1 | 90 20 66 002 00-46 | handle | 1 | 30 |
| 2 | 09 28 30 041-46 | cover | 1 | 30 |
| 3 | 09 14 10 091 90 | seal | 1 | 2 |
| 4 | 09 24 04 266 90 | nut | 1 | 2 |
| 5 | 90 15 05 044 00 90 | cartridge | 1 | 2 |
| 6 | 90 11 06 208 00-46 | spout | 1 | 30 |
| 7 | 04 23 10 044 07 90 | fixing set | 1 | 2 |
| 8 | 04 30 04 101 00 90 | hose | 2 | 2 |