

META Bath thermostat for wall mounting without shower set - Brushed Chrome



META

34 201 979



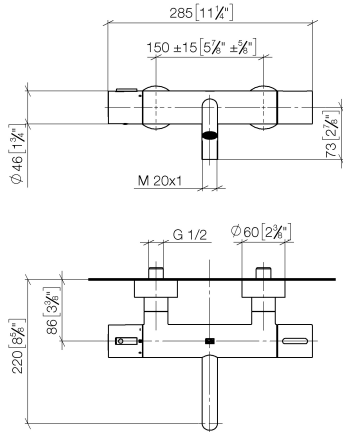
- 210mm projection
- circular normal flow
- rotary diverter with volume control and shut-off function
- 3/8" shower outlet
- slide-on rosettes Ø 60 mm
- 1/2" connection
- gauge 150 mm - 15 mm
- max. flow 16.9 l/min at 3 bar flow pressure
- WRAS

Intrinsic protection against back flow.

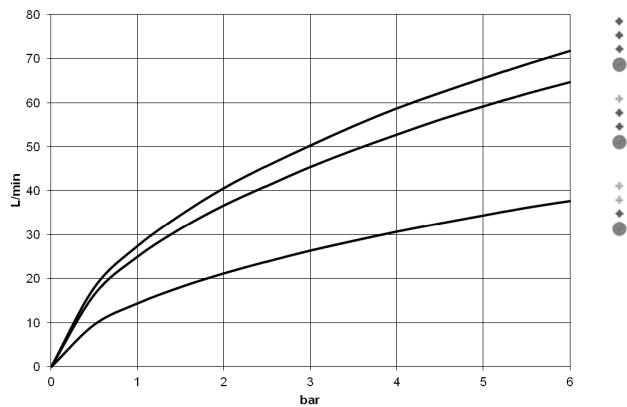
| | | |
|---|-------------------------------|---------------|
|  | Brushed Chrome | 34 201 979-93 |
|  | Chrome | 34 201 979-00 |
|  | Brushed Platinum | 34 201 979-06 |
|  | Dark Chrome | 34 201 979-19 |
|  | Light Gold | 34 201 979-26 |
|  | Brushed Light Gold | 34 201 979-27 |
|  | Matte Black | 34 201 979-33 |
|  | Brushed Dark Brass | 34 201 979-39 |
|  | Brushed Bronze | 34 201 979-42 |
|  | Brushed Champagne (22kt Gold) | 34 201 979-46 |
|  | Champagne (22kt Gold) | 34 201 979-47 |
|  | Brushed Dark Platinum | 34 201 979-99 |

34 201 979

mm [inches]



Flow rate chart



Codes & Standards

DIN 4109

EN 1717

ISO 3822

Scottish Water
Byelaws

UK Water Supply
Regulations

Ü-Zeichen



META Bath thermostat for wall mounting without shower set - Brushed Chrome

META

34 201 979

Certificates and sustainability

| | | |
|--------|-----------|-------------------|
| LGA_18 | WRAS_2201 | Belgaqua_21-032-2 |
|--------|-----------|-------------------|

34 201 979

Parts for other
finishes can be found
here: [Chrome](#)





META Bath thermostat for wall mounting without shower set - Brushed Chrome

META

34 201 979

Spare parts list

| No. | Item Number | Name | Quantity used | Delivery time |
|-----|--------------------|------------|---------------|---------------|
| 14 | 09 20 97 020-93 | handle | 1.00 | 20 |
| 8 | 90 11 06 214 00-93 | spout | 1.00 | 20 |
| 17 | 09 24 04 141-93 | nut | 1.00 | 20 |
| 6 | 90 15 02 070 00 90 | cartridge | 1.00 | 2 |
| 12 | 09 24 03 115 20-93 | nipple | 1.00 | 20 |
| 22 | 09 14 10 119 90 | seal | 2.00 | 2 |
| 7 | 90 30 40 010 00 90 | regulator | 1.00 | 2 |
| 15 | 90 12 12 002 00 90 | fixing cap | 1.00 | 2 |
| 21 | 09 27 62 004-93 | rosette | 2.00 | 20 |
| 24 | 04 11 04 032 00 90 | connection | 2.00 | 2 |
| 19 | 09 23 10 048-93 | nut | 2.00 | 20 |
| 1 | 90 17 33 004 00-93 | handle | 1.00 | 20 |
| 3 | 90 16 02 027 00 90 | spring | 1.00 | 2 |
| 16 | 09 14 15 052 90 | ring | 1.00 | 2 |
| 20 | 90 29 05 024 00 90 | nipple | 2.00 | 2 |
| 18 | 90 15 05 033 00 90 | diverter | 1.00 | 2 |
| 10 | 08 30 30 701 90 | screw | 1.00 | 2 |
| 25 | 09 14 20 010 90 | seal | 2.00 | 2 |
| 23 | 09 29 03 020 90 | insert | 2.00 | 2 |
| 9 | 09 14 10 139 90 | seal | 1.00 | 2 |
| 13 | 90 21 02 069 00-93 | cover | 1.00 | 20 |
| 4 | 90 30 30 136 00 90 | screw | 1.00 | 2 |
| 11 | 90 14 10 032 00 90 | seal | 1.00 | 2 |
| 5 | 90 31 20 049 00-13 | plug | 1.00 | 30 |
| 2 | 90 21 33 011 00-13 | handle | 1.00 | 2 |