

Concealed single-lever mixer with integrated shower connection with hand shower set without hand shower - Brushed Platinum

IMO

36 002 970



Fits: IMO, LULU, MADISON, MEM, TARA,
CL.1, LISSÉ, VAIA, META, CYO













- metal shower hose 1750mm with integrated anti-twist protection
- WRAS 2011027

This article does not include a hand shower!

Intrinsic protection against back flow.

This article does not include a hand shower!

Intrinsic protection against back flow.

| | | |
|--|--------------------------------|---------------|
|  | Brushed Platinum | 36 002 970-06 |
|  | Chrome | 36 002 970-00 |
|  | Platinum | 36 002 970-08 |
|  | Dark Chrome | 36 002 970-19 |
|  | Brushed Light Gold | 36 002 970-27 |
|  | Brushed Durabronze (23kt Gold) | 36 002 970-28 |
|  | Matte Black | 36 002 970-33 |
|  | Brushed Bronze | 36 002 970-42 |
|  | Brushed Champagne (22kt Gold) | 36 002 970-46 |
|  | Champagne (22kt Gold) | 36 002 970-47 |
|  | Brushed Chrome | 36 002 970-93 |
|  | Brushed Dark Platinum | 36 002 970-99 |

Concealed single-lever mixer with integrated shower connection with hand shower set without hand shower - Brushed Platinum

IMO

36 002 970

Required miscellaneous



Concealed wall mounting -
 • max. recess depth 105 mm
 • min. recess depth 80 mm

35 050 970 90

Required miscellaneous



Hand shower - Brushed Platinum 28 016 979-06

Required miscellaneous



**Hand shower FlowReduce -
Brushed Platinum** 28 012 979-06
0010

Required miscellaneous



Hand shower - Brushed Platinum 28 018 979-06

Required miscellaneous



**SERIES-VARIOUS Hand shower -
Brushed Platinum** 28 029 979-06
0010

Required miscellaneous



**SERIES-VARIOUS Hand shower -
Brushed Platinum** 28 027 979-06
0010

Required miscellaneous



Hand shower - Brushed Platinum 28 012 979-06

Required miscellaneous



Hand shower - Brushed Platinum 28 017 979-06

Required miscellaneous



**Hand shower FlowReduce -
Brushed Platinum** 28 016 979-06
0010

Required miscellaneous



**Hand shower FlowReduce -
Brushed Platinum** 28 018 979-06
0010

Required miscellaneous



**SERIES-VARIOUS Hand shower -
Brushed Platinum** 28 029 979-06

Required miscellaneous

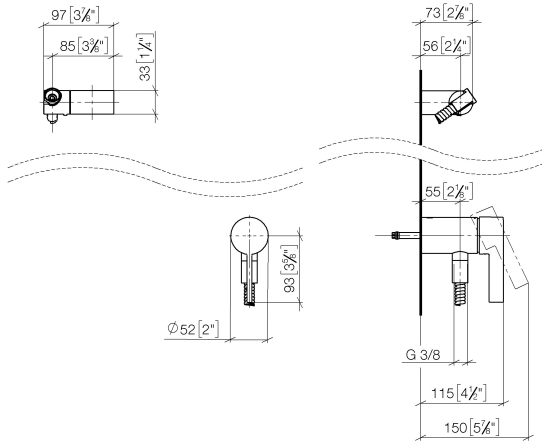


**SERIES-VARIOUS Hand shower -
Brushed Platinum** 28 025 979-06
0010

Concealed single-lever mixer with integrated shower connection with hand shower set without hand shower - Brushed Platinum

IMO

36 002 970
mm [inches]



Codes & Standards

| | | | |
|-----------------------------|-----------|----------|------------------------|
| DIN 4109 | EN 1717 | ISO 3822 | Scottish Water Byelaws |
| UK Water Supply Regulations | Ü-Zeichen | | |

Certificates

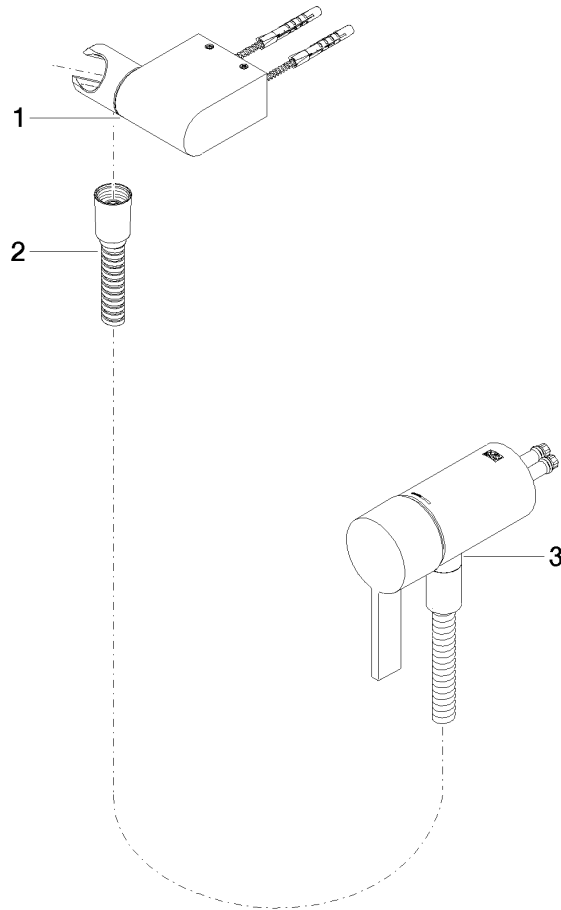
| | | |
|-------------------|-----------|--------|
| Belgaqua_21-025-2 | WRAS_2011 | LGA_29 |
|-------------------|-----------|--------|

Concealed single-lever mixer with integrated shower connection with hand shower set without hand shower - Brushed Platinum

IMO

36 002 970

Product version from 10/1/2023





Concealed single-lever mixer with integrated shower connection with hand shower set without hand shower - Brushed Platinum

IMO

36 002 970

Spare parts list

Product version from 10/1/2023

| No. | Item Number | Name | Quantity used | Delivery time |
|-----|---------------|--|---------------|---------------|
| | 28 060 970-06 | Wall bracket swivel - Brushed Platinum | 3 | 10 |