







CL.1 Concealed two-way diverter - Brushed Dark Platinum

CL.1

36 200 705



- rotary diverter
- rosette 60 x 60 mm
- WRAS 2307045

	Brushed Dark Platinum	36 200 705-99
	Chrome	36 200 705-00
	Brushed Platinum	36 200 705-06
	Dark Chrome	36 200 705-19
	Brushed Champagne (22kt Gold)	36 200 705-46
	Champagne (22kt Gold)	36 200 705-47

Required miscellaneous



- Concealed two-way diverter -

•max. recess depth 160 mm

•min. recess depth 115 mm

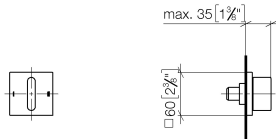
35 202 970 90

CL.1 Concealed two-way diverter - Brushed Dark Platinum

CL.1

36 200 705

mm [inches]



Flow rate chart



Codes & Standards

DIN 4109

ISO 3822

Scottish Water
Byelaws

UK Water Supply
Regulations

Ü-Zeichen



CL.1 Concealed two-way diverter - Brushed Dark Platinum

CL.1

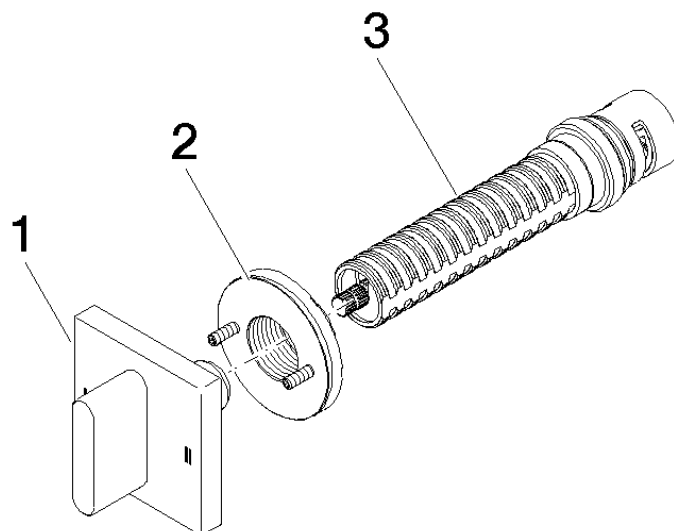
36 200 705

Certificates

WRAS_2307

LGA_38

Product version from 4/1/2022





CL.1 Concealed two-way diverter - Brushed Dark Platinum

CL.1

36 200 705

Spare parts list

Product version from 4/1/2022

No.	Item Number	Name	Quantity used	Delivery time
	90 20 70 051 08-99	handle	3	30