













TARA Concealed two-way diverter - Brushed Champagne (22kt Gold)

TARA

36 200 882 Product version from 4/1/2022



- rotary diverter
- rosette 60 mm
- WRAS

	Brushed Champagne (22kt Gold)	36 200 882-46
	Chrome	36 200 882-00
	Brushed Platinum	36 200 882-06
	Platinum	36 200 882-08
	Dark Chrome	36 200 882-19
	Brushed Durabronze (23kt Gold)	36 200 882-28
	Matte Black	36 200 882-33
	Brushed Dark Brass	36 200 882-39
	Brushed Bronze	36 200 882-42
	Champagne (22kt Gold)	36 200 882-47
	Brushed Chrome	36 200 882-93
	Brushed Dark Platinum	36 200 882-99

Required miscellaneous



- Concealed two-way diverter -** 35 202 970 90
- max. recess depth 160 mm
  - min. recess depth 85 mm

mm [inches]



### Flow rate chart



### Codes & Standards

DIN 4109

ISO 3822

Scottish Water  
Byelaws

UK Water Supply  
Regulations

Ü-Zeichen



## TARA Concealed two-way diverter - Brushed Champagne (22kt Gold)

---

TARA

36 200 882 Product version from 4/1/2022

Certificates and sustainability

---

LGA\_38

WRAS\_2307



## Spare parts list

No.	Item Number	Name	Quantity used	Delivery time
17	09 20 88 052-46	handle	1.00	30
5	09 31 11 294 90	pin	1.00	2
10	90 12 12 002 00 90	fixing cap	1.00	2
4	09 27 89 118-46	rosette	1.00	30
11	09 21 02 144-46	sleeve	1.00	60
8	09 29 06 022 90	spindle	1.00	2
3	90 21 02 181 00 90	disc	1.00	2
12	04 20 88 052 10-46	handle	1.00	60
1	90 90 03 304 10 90	diverter	1.00	2
7	09 24 05 002 90	nipple	1.00	2
15	90 12 12 219 00-46	base	1.00	30
16	04 18 20 022 00-46	angle	1.00	-
Spare part can no longer be ordered, please order the replacement item				
13	90 30 30 075 00 90	screw	1.00	2
6	90 14 15 020 03 90	ring	1.00	2
2	90 23 30 023 00 90	nut	1.00	2
14	90 30 11 029 00 90	disc	1.00	2
9	90 14 10 060 00 90	seal	1.00	2