










TARA Concealed two-way diverter - Matte Black


TARA

36 200 892 Product version from 4/1/2022

- 
 - rotary diverter
 - rosette 60 mm
 - WRAS

	Matte Black	36 200 892-33
	Chrome	36 200 892-00
	Brushed Platinum	36 200 892-06
	Platinum	36 200 892-08
	Dark Chrome	36 200 892-19
	Brushed Durabrass (23kt Gold)	36 200 892-28
	Brushed Dark Brass	36 200 892-39
	Brushed Bronze	36 200 892-42
	Brushed Champagne (22kt Gold)	36 200 892-46
	Champagne (22kt Gold)	36 200 892-47
	Brushed Chrome	36 200 892-93
	Brushed Dark Platinum	36 200 892-99

Required miscellaneous

- 

Concealed two-way diverter -

•max. recess depth 160 mm

•min. recess depth 85 mm

35 202 970 90

mm [inches]



Flow rate chart



Codes & Standards

DIN 4109	ISO 3822	Scottish Water Byelaws	UK Water Supply Regulations
----------	----------	---------------------------	--------------------------------

Ü-Zeichen



TARA Concealed two-way diverter - Matte Black

TARA

36 200 892 Product version from 4/1/2022

Certificates and sustainability

LGA_38

WRAS_2307



Spare parts list

No.	Item Number	Name	Quantity used	Delivery time
7	09 24 05 002 90	nipple	1.00	2
4	09 27 89 118-33	rosette	1.00	30
10	90 12 12 002 00 90	fixing cap	1.00	2
1	90 90 03 304 10 90	diverter	1.00	2
15	90 12 12 219 00-33	base	1.00	30
3	90 21 02 181 00 90	disc	1.00	2
11	09 21 02 144-33	sleeve	1.00	30
5	09 31 11 294 90	pin	1.00	2
8	09 29 06 022 90	spindle	1.00	2
16	09 20 89 010-33	handle	1.00	60
6	90 14 15 020 03 90	ring	1.00	2
2	90 23 30 023 00 90	nut	1.00	2
9	90 14 10 060 00 90	seal	1.00	2
14	90 30 11 029 00 90	disc	1.00	2
12	90 20 89 010 10-33	handle	1.00	30
13	90 30 30 075 00 90	screw	1.00	2