







CL.1 Wall valve anti-clockwise closing hot 1/2" - Brushed Champagne (22kt Gold)

CL.1

36 627 707 Product version from 10/14/2020



- with CASCADE structure
- rosette 60 x 60 mm
- with hot marking
- head part with cut-to-length spindle and sleeve
- WRAS

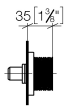
| | | |
|---|-------------------------------|---------------|
|  | Brushed Champagne (22kt Gold) | 36 627 707-46 |
|  | Chrome | 36 627 707-00 |
|  | Brushed Platinum | 36 627 707-06 |
|  | Dark Chrome | 36 627 707-19 |
|  | Champagne (22kt Gold) | 36 627 707-47 |
|  | Brushed Dark Platinum | 36 627 707-99 |



CL.1 Wall valve anti-clockwise closing hot 1/2" - Brushed Champagne (22kt Gold)

CL.1

36 627 707 Product version from 10/14/2020
mm [inches]



Codes & Standards

| | | | |
|------------------------|-----------------------------|-----------|----------|
| ASME A112.18.1 | cUPC | DIN 4109 | ISO 3822 |
| Scottish Water Byelaws | UK Water Supply Regulations | Ü-Zeichen | |

Certificates and sustainability

| | | |
|--------|-----------|--------------|
| LGA_29 | WRAS_2010 | IAPMO_4976 (|
|--------|-----------|--------------|

CL.1 Wall valve anti-clockwise closing hot 1/2" - Brushed Champagne (22kt Gold)

CL.1

36 627 707 Product version from 10/14/2020

Parts for other
finishes can be found
here: [Chrome](#)

