









MEM Wall-mounted single-lever basin mixer without pop-up waste - Brushed Durabrass (23kt Gold)

36 860 782



- 177mm projection
- fixed spout
- rectangular, air-enriched flow
- hole diameter spout 37 mm
- hole diameter single-lever mixer 57 mm
- rosette for spout 80 x 60mm
- rosette for mixer 80 x 80mm
- max. flow 5.7 l/min
- lead-free
- This product can help a building meet the requirements of Green Building Rating Systems, e.g. LEED®, BREEAM®, DGNB
- WRAS

	Brushed Durabrass (23kt Gold)	36 860 782-28
	Chrome	36 860 782-00
	Brushed Platinum	36 860 782-06
	Platinum	36 860 782-08
	Dark Chrome	36 860 782-19
	Brushed Champagne (22kt Gold)	36 860 782-46
	Champagne (22kt Gold)	36 860 782-47
	Brushed Dark Platinum	36 860 782-99

Required miscellaneous



Concealed wall-mounted single-lever mixer mixer on right - 35 816 970 90

- NOTE:Not suitable for concealed installation.Connection by means of angle valves, mounted with screws to back wall.

Required miscellaneous

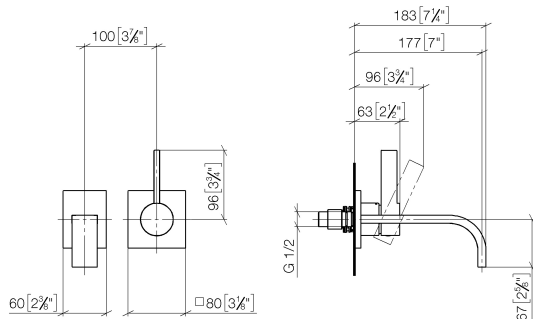


Concealed wall-mounted single-lever mixer - 35 860 970 90

- max. recess depth mm
- min. recess depth mm
- mixer can be placed above, to the left or to the right of the spout.

MEM Wall-mounted single-lever basin mixer without pop-up waste - Brushed Durabron (23kt Gold)

36 860 782
mm [inches]



Flow rate chart



Codes & Standards

DIN 4109

EN 817

ISO 3822

Scottish Water
Byelaws

UK Water Supply
Regulations

Ü-Zeichen



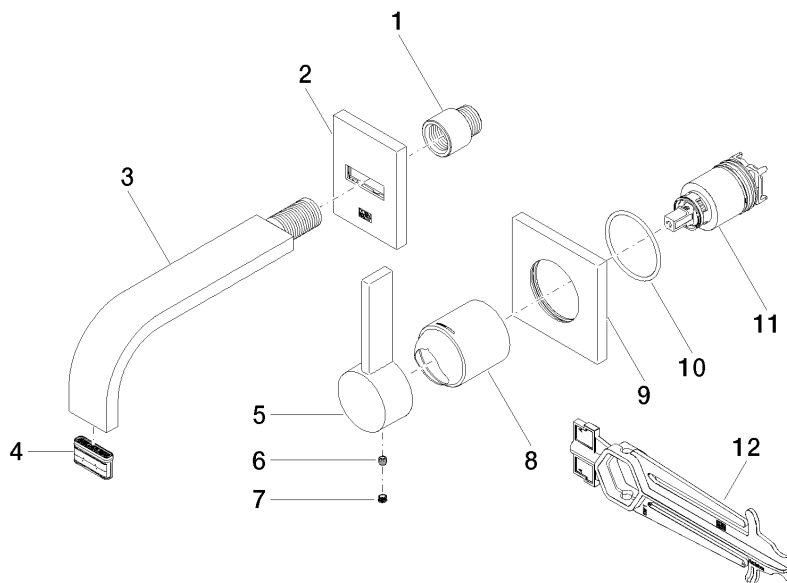
MEM Wall-mounted single-lever basin mixer without pop-up waste - Brushed
Durabrass (23kt Gold)

36 860 782
Certificates

LGA_29	DVGW_DW- 6512DN0	WRAS_2107
--------	---------------------	-----------

MEM Wall-mounted single-lever basin mixer without pop-up waste - Brushed Durabronz (23kt Gold)

36 860 782



Spare parts list

No.	Item Number	Name	Quantity used	Delivery time
1	09 24 03 072 10 90	nipple	1	2
2	90 27 78 038 00-28	rosette	1	20
3	04 28 22 150 10-28	spout	1	20
4	90 29 03 109 00 90	aerator	1	2
5	09 20 78 058-28	handle	1	20
6	90 31 11 030 00 90	pin	1	2
7	90 31 20 109 00 90	plug	1	2
8	09 11 02 288-28	cover	1	20
9	09 27 78 039-28	rosette	1	20
10	90 14 10 049 00 90	seal	1	2
11	90 15 05 064 01 90	cartridge	1	2
12	90 30 09 064 00 90	key	1	2