










SERENITY SKY Rain panel for recessed ceiling installation - Brushed Dark
Platinum

41 770 979			
	<ul style="list-style-type: none"> • exposed trim parts • Rain panel with 2 different spray modes • PURIFY RAIN, 175 x 175 mm, max. flow rate 10 l/min (at 3 bar) • FULL RAIN, 455 x 315 mm, max. flow rate 14 l/min (at 3 bar) • Rain panel, 600 x 420 mm • min. recess depth 150 mm • weight 15kg • feed pipe (hot/cold): 2x DN 20 • with anti-scale system • Recommended control element: xTool • Not suitable for use in a steam room. 	<div>  Brushed Dark Platinum </div>	41 770 979-99
		<div>  Chrome </div>	41 770 979-00
		<div>  Dark Chrome </div>	41 770 979-19
		<div>  Brushed Bronze </div>	41 770 979-42
		<div>  Brushed Champagne (22kt Gold) </div>	41 770 979-46
		<div>  Champagne (22kt Gold) </div>	41 770 979-47
		<div>  Brushed Stainless Steel </div>	41 770 979-86

Required miscellaneous

	SERENITY SKY Concealed ceiling installation box - 35 770 970 90
	<ul style="list-style-type: none"> •concealed rough parts •2x female thread 1/2" connections •flush-mounted reflection box, 662 x 482 mm, RAL 9003, Signal White •min. recess depth 150 mm •weight 15kg •Recommended control element: xTool



SERENITY SKY Rain panel for recessed ceiling installation - Brushed Dark Platinum

41 770 979