

Shower set - Chrome

TARA

ST 050 201 5660



Fits: TARA, META

- slide bar
- Pipe diameter 18 mm
- rosette Ø 55 mm
- gauge 800 mm
- metal shower hose 1750mm with integrated anti-twist protection
- shower hose connector 3/8"
- Three or five settings: COMPACT RAIN, COMPACT SOFT FLOW, COMPACT AQUAPRESSURE FLOW, max. flow rate 15 l/min (at 3 bar)
- Function from: 7 l/min
- spray head Ø 100mm

	Chrome	ST 050 201 5660-00
	Brushed Platinum	ST 050 201 5660-06
	Platinum	ST 050 201 5660-08
	Dark Chrome	ST 050 201 5660-19
	Light Gold	ST 050 201 5660-26
	Brushed Light Gold	ST 050 201 5660-27
	Brushed Durabronze (23kt Gold)	ST 050 201 5660-28
	Matte Black	ST 050 201 5660-33
	Brushed Bronze	ST 050 201 5660-42
	Brushed Champagne (22kt Gold)	ST 050 201 5660-46
	Champagne (22kt Gold)	ST 050 201 5660-47
	Brushed Chrome	ST 050 201 5660-93
	Brushed Dark Platinum	ST 050 201 5660-99

Individual components of this set

You need the following components for this set



1x 26 413 625-00



1x 28 018 979-00

Shower set - Chrome

TARA

ST 050 201 5660



Fits: TARA, META

- slide bar
- Pipe diameter 18 mm
- rosette Ø 55 mm
- gauge 800 mm
- metal shower hose 1750mm with integrated anti-twist protection
- shower hose connector 3/8"
- WRAS 2009048

This article does not include a hand shower!

	Chrome	26 413 625-0
	Brushed Platinum	26 413 625-0
	Platinum	26 413 625-0
	Dark Chrome	26 413 625-1
	Light Gold	26 413 625-2
	Brushed Light Gold	26 413 625-2
	Brushed Durabronze (23kt Gold)	26 413 625-2
	Matte Black	26 413 625-3
	Brushed Bronze	26 413 625-4
	Brushed Champagne (22kt Gold)	26 413 625-4
	Champagne (22kt Gold)	26 413 625-4
	Brushed Chrome	26 413 625-9
	Brushed Dark Platinum	26 413 625-9

ST 050 201 5660


0
—
6
—
8
—
9
—
6
—
7
—
8
—
3
—
2
—
6
—
7
—
3
—
9
—

Shower set - Chrome

TARA

ST 050 201 5660


Recommended miscellaneous

	Concealed wall elbow - •max. recess depth 163 mm •min. recess depth 90 mm	35 085 970 90
---	--	---------------


Required miscellaneous

	Hand shower - Chrome	28 012 979-00
---	-----------------------------	---------------


Required miscellaneous

	Hand shower - Chrome	28 017 979-00
---	-----------------------------	---------------

Required miscellaneous

	Hand shower FlowReduce - Chrome	28 016 979-00 0010
---	--	--------------------

Required miscellaneous

	Hand shower FlowReduce - Chrome	28 018 979-00 0010
---	--	--------------------


Required miscellaneous

	SERIES-VARIOUS Hand shower - Chrome	28 029 979-00
---	--	---------------


Required miscellaneous

	SERIES-VARIOUS Hand shower - Chrome	28 025 979-00 0010
---	--	--------------------


Recommended miscellaneous

	Wall elbow - Chrome	28 450 625-00
---	----------------------------	---------------

Required miscellaneous

	Hand shower - Chrome	28 016 979-00
---	-----------------------------	---------------

Required miscellaneous

	Hand shower FlowReduce - Chrome	28 012 979-00 0010
---	--	--------------------

Required miscellaneous

	Hand shower - Chrome	28 018 979-00
---	-----------------------------	---------------

Required miscellaneous

	SERIES-VARIOUS Hand shower - Chrome	28 029 979-00 0010
---	--	--------------------

Required miscellaneous

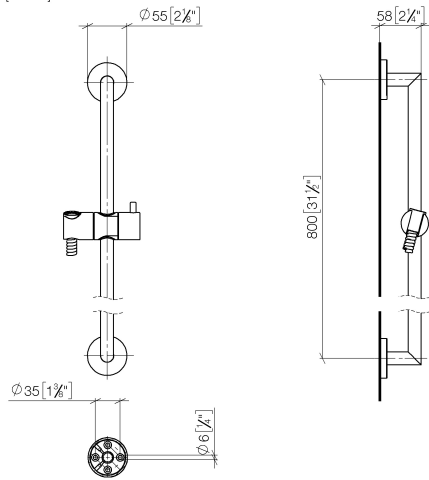
	SERIES-VARIOUS Hand shower - Chrome	28 027 979-00 0010
---	--	--------------------

Shower set - Chrome

TARA

ST 050 201 5660

mm [inches]



Certificates

IAPMO_4976 WRAS_2009 ACS_20 ACC LY



Shower set - Chrome

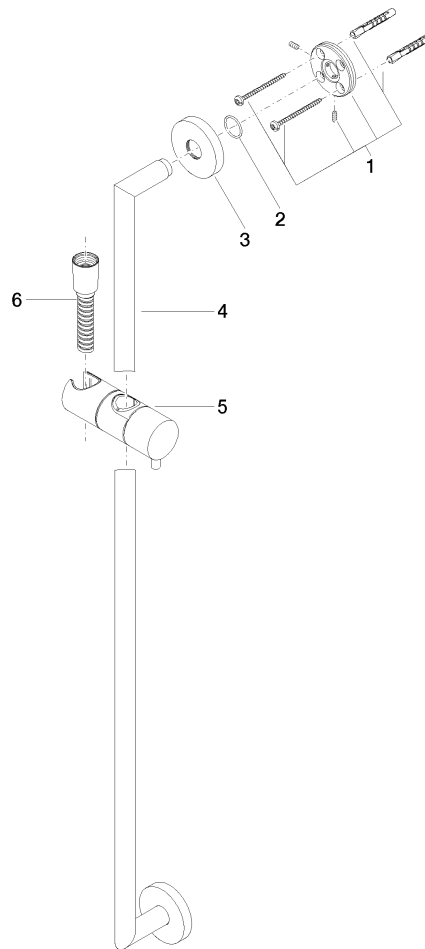
TARA

ST 050 201 5660

Codes & Standards

ASME A112.18.1	cUPC	Scottish Water Byelaws	UK Water Supply Regulations
XP P 41-280			

Product version from 10/1/2023





Shower set - Chrome

TARA

ST 050 201 5660

Spare parts list

Product version from 10/1/2023

No.	Item Number	Name	Quantity used	Delivery time
	05 17 62 500 00 90	fixing set	9	2

Shower set - Chrome

TARA



























ST 050 201 5660



- Three or five settings: COMPACT RAIN, COMPACT SOFT FLOW, COMPACT AQUAPRESSURE FLOW, max. flow rate 15 l/min (at 3 bar)
- with anti-scale system
- spray head Ø 100mm
- 1/2" connection
- WRAS 2210003
- Function from: 7 l/min

Intrinsic protection against back flow.

Fits: IMO, LULU, MADISON, MEM, TARA, CL.1, LISSÉ, VAIA, META, CYO

	Chrome	28 018 979-0
	Chrome	28 018 979-00 001
	Brushed Platinum	28 018 979-0
	Brushed Platinum	28 018 979-06 001
	Platinum	28 018 979-0
	Platinum	28 018 979-08 001
	Dark Chrome	28 018 979-1
	Dark Chrome	28 018 979-19 001
	Light Gold	28 018 979-26 001
	Light Gold	28 018 979-2
	Brushed Light Gold	28 018 979-27 001
	Brushed Light Gold	28 018 979-2
	Brushed Durabronze (23kt Gold)	28 018 979-2
	Brushed Durabronze (23kt Gold)	28 018 979-28 001
	Matte Black	28 018 979-3
	Matte Black	28 018 979-33 001
	Brushed Bronze	28 018 979-4
	Brushed Bronze	28 018 979-42 001
	Brushed Champagne (22kt Gold)	28 018 979-4
	Brushed Champagne (22kt Gold)	28 018 979-46 001
	Champagne (22kt Gold)	28 018 979-4
	Champagne (22kt Gold)	28 018 979-47 001
	Brushed Chrome	28 018 979-9
	Brushed Chrome	28 018 979-93 001
	Brushed Dark Platinum	28 018 979-9
	Brushed Dark Platinum	28 018 979-99 001



Shower set - Chrome

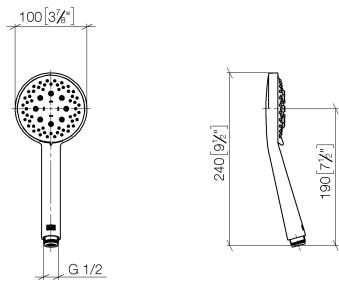
TARA

ST 050 201 5660

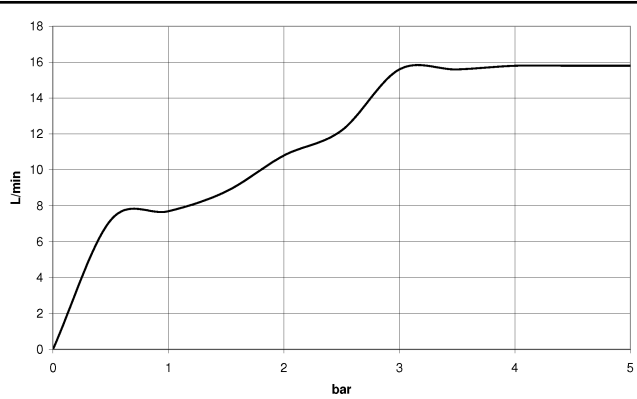
0
—
0
—
6
—
0
—
8
—
0
—
9
—
0
—
0
—
6
—
0
—
7
—
8
—
0
—
3
—
0
—
2
—
0
—
6
—
0
—
7
—
0
—
3
—
0
—
9
—
0
—

ST 050 201 5660

mm [inches]



Flow rate chart



Certificates

WRAS_2210	DVGW_DW-6517DN0	LGA_29
-----------	-----------------	--------



Shower set - Chrome

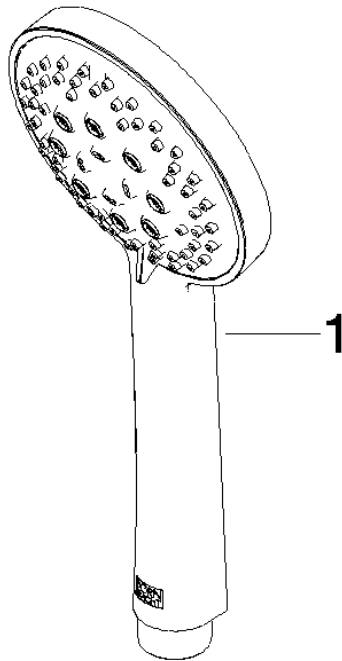
TARA

ST 050 201 5660

Codes & Standards

DIN 4109	EN 1112	ISO 3822	Scottish Water Byelaws
UK Water Supply Regulations	Ü-Zeichen		

Product version from 4/1/2024





Shower set - Chrome

TARA

ST 050 201 5660

Spare parts list

Product version from 4/1/2024

No.	Item Number	Name	Quantity used	Delivery time
	09 23 01 039 90	sieve	1	2