

Concealed single-lever mixer with integrated shower connection with shower set - Brushed Platinum

TARA

ST 050 205 6660



Fits: TARA, META

- cover plate Ø 78 mm
 - metal shower hose 1750mm with integrated anti-twist protection
 - slide bar
 - Three or five settings: COMPACT RAIN, COMPACT SOFT FLOW, COMPACT AQUAPRESSURE FLOW, max. flow rate l/min (at 3 bar)
 - spray head Ø 100mm
- Intrinsic protection against back flow.**

| | | |
|--|--------------------------------|--------------------|
|  | Brushed Platinum | ST 050 205 6660-06 |
|  | Chrome | ST 050 205 6660-00 |
|  | Platinum | ST 050 205 6660-08 |
|  | Dark Chrome | ST 050 205 6660-19 |
|  | Brushed Durabronze (23kt Gold) | ST 050 205 6660-28 |
|  | Matte Black | ST 050 205 6660-33 |
|  | Brushed Bronze | ST 050 205 6660-42 |
|  | Brushed Champagne (22kt Gold) | ST 050 205 6660-46 |
|  | Champagne (22kt Gold) | ST 050 205 6660-47 |
|  | Brushed Chrome | ST 050 205 6660-93 |
|  | Brushed Dark Platinum | ST 050 205 6660-99 |

Individual components of this set

You need the following components for this set

1x 28 018 979-06



1x 36 013 660-06



Concealed single-lever mixer with integrated shower connection with shower set - Brushed Platinum

TARA



























ST 050 205 6660



- Three or five settings: COMPACT RAIN, COMPACT SOFT FLOW, COMPACT AQUAPRESSURE FLOW, max. flow rate 15 l/min (at 3 bar)
- with anti-scale system
- spray head Ø 100mm
- 1/2" connection
- WRAS 2210003
- Function from: 7 l/min

Intrinsic protection against back flow.

Fits: IMO, LULU, MADISON, MEM, TARA, CL.1, LISSÉ, VAIA, META, CYO

| | | |
|--|--------------------------------|-------------------|
|  | Brushed Platinum | 28 018 979-0 |
|  | Chrome | 28 018 979-0 |
|  | Chrome | 28 018 979-00 001 |
|  | Brushed Platinum | 28 018 979-06 001 |
|  | Platinum | 28 018 979-0 |
|  | Platinum | 28 018 979-08 001 |
|  | Dark Chrome | 28 018 979-1 |
|  | Dark Chrome | 28 018 979-19 001 |
|  | Light Gold | 28 018 979-26 001 |
|  | Light Gold | 28 018 979-2 |
|  | Brushed Light Gold | 28 018 979-27 001 |
|  | Brushed Light Gold | 28 018 979-2 |
|  | Brushed Durabronze (23kt Gold) | 28 018 979-2 |
|  | Brushed Durabronze (23kt Gold) | 28 018 979-28 001 |
|  | Matte Black | 28 018 979-3 |
|  | Matte Black | 28 018 979-33 001 |
|  | Brushed Bronze | 28 018 979-4 |
|  | Brushed Bronze | 28 018 979-42 001 |
|  | Brushed Champagne (22kt Gold) | 28 018 979-4 |
|  | Brushed Champagne (22kt Gold) | 28 018 979-46 001 |
|  | Champagne (22kt Gold) | 28 018 979-4 |
|  | Champagne (22kt Gold) | 28 018 979-47 001 |
|  | Brushed Chrome | 28 018 979-9 |
|  | Brushed Chrome | 28 018 979-93 001 |
|  | Brushed Dark Platinum | 28 018 979-9 |
|  | Brushed Dark Platinum | 28 018 979-99 001 |

Concealed single-lever mixer with integrated shower connection with shower
set - Brushed Platinum

TARA

ST 050 205 6660

6
—
0
—
0
—
0
—
8
—
0
—
9
—
0
—
0
—
6
—
0
—
7
—
8
—
0
—
3
—
0
—
2
—
0
—
6
—
0
—
7
—
0
—
3
—
0
—
9
—
0
—



Concealed single-lever mixer with integrated shower connection with shower set - Brushed Platinum

TARA

ST 050 205 6660



Concealed single-lever mixer with integrated shower connection with shower set - Brushed Platinum

TARA

ST 050 205 6660

Concealed single-lever mixer with integrated shower connection with shower set - Brushed Platinum

TARA

ST 050 205 6660
mm [inches]



Flow rate chart



Certificates

| | | |
|-----------|-----------------|--------|
| WRAS_2210 | DVGW_DW-6517DN0 | LGA_29 |
|-----------|-----------------|--------|



Concealed single-lever mixer with integrated shower connection with shower set - Brushed Platinum

TARA

ST 050 205 6660

Codes & Standards

| | | | |
|-----------------------------|-----------|----------|------------------------|
| DIN 4109 | EN 1112 | ISO 3822 | Scottish Water Byelaws |
| UK Water Supply Regulations | Ü-Zeichen | | |



Concealed single-lever mixer with integrated shower connection with shower set - Brushed Platinum

TARA

ST 050 205 6660

Concealed single-lever mixer with integrated shower connection with shower set - Brushed Platinum

TARA

ST 050 205 6660

Product version from 4/1/2024

Parts for other
finishes can be found
here: [Chrome](#)





Concealed single-lever mixer with integrated shower connection with shower set - Brushed Platinum

TARA

ST 050 205 6660

Spare parts list

Product version from 4/1/2024

| No. | Item Number | Name | Quantity used | Delivery time |
|-----|-----------------|-------|---------------|---------------|
| | 09 23 01 039 90 | sieve | 1 | 2 |

Concealed single-lever mixer with integrated shower connection with shower set - Brushed Platinum

TARA

ST 050 205 6660



Fits: TARA, META

- cover plate Ø 78 mm
- metal shower hose 1750mm with integrated anti-twist protection
- slide bar
- WRAS 2011027

This article does not include a hand shower!

Intrinsic protection against back flow.

Article cannot be extended, please check the depth of the installation location!

This article does not include a hand shower!

Intrinsic protection against back flow.

Article cannot be extended, please check the depth of the installation location!


| | | |
|--|--------------------------------|--------------|
|  | Brushed Platinum | 36 013 660-0 |
|  | Chrome | 36 013 660-0 |
|  | Platinum | 36 013 660-0 |
|  | Dark Chrome | 36 013 660-1 |
|  | Brushed Light Gold | 36 013 660-2 |
|  | Brushed Durabronze (23kt Gold) | 36 013 660-2 |
|  | Matte Black | 36 013 660-3 |
|  | Brushed Champagne (22kt Gold) | 36 013 660-4 |
|  | Champagne (22kt Gold) | 36 013 660-4 |
|  | Brushed Chrome | 36 013 660-9 |
|  | Brushed Dark Platinum | 36 013 660-9 |

Concealed single-lever mixer with integrated shower connection with shower set - Brushed Platinum
TARA

ST 050 205 6660

6
—
10
—
18
—
9
—
17
—
18
—
13
—
6
—
7
—
13
—
19
—


Required miscellaneous

| | | |
|---|---|---------------|
|  | Concealed wall mounting - •max. recess depth 103 mm •min. recess depth 78 mm | 35 003 970 90 |
|---|---|---------------|

Required miscellaneous

| | | |
|---|---------------------------------------|---------------|
|  | Hand shower - Brushed Platinum | 28 016 979-06 |
|---|---------------------------------------|---------------|

Required miscellaneous

| | | |
|---|--|-----------------------|
|  | Hand shower FlowReduce - Brushed Platinum | 28 012 979-06 0010 |
|---|--|-----------------------|

Required miscellaneous

| | | |
|---|---------------------------------------|---------------|
|  | Hand shower - Brushed Platinum | 28 018 979-06 |
|---|---------------------------------------|---------------|

Required miscellaneous

| | | |
|---|--|-----------------------|
|  | SERIES-VARIOUS Hand shower - Brushed Platinum | 28 029 979-06 0010 |
|---|--|-----------------------|

Required miscellaneous

| | | |
|---|--|-----------------------|
|  | SERIES-VARIOUS Hand shower - Brushed Platinum | 28 027 979-06 0010 |
|---|--|-----------------------|


Required miscellaneous

| | | |
|---|---------------------------------------|---------------|
|  | Hand shower - Brushed Platinum | 28 012 979-06 |
|---|---------------------------------------|---------------|


Required miscellaneous

| | | |
|---|---------------------------------------|---------------|
|  | Hand shower - Brushed Platinum | 28 017 979-06 |
|---|---------------------------------------|---------------|

Required miscellaneous

| | | |
|---|--|-----------------------|
|  | Hand shower FlowReduce - Brushed Platinum | 28 016 979-06 0010 |
|---|--|-----------------------|

Required miscellaneous

| | | |
|---|--|-----------------------|
|  | Hand shower FlowReduce - Brushed Platinum | 28 018 979-06 0010 |
|---|--|-----------------------|

Required miscellaneous

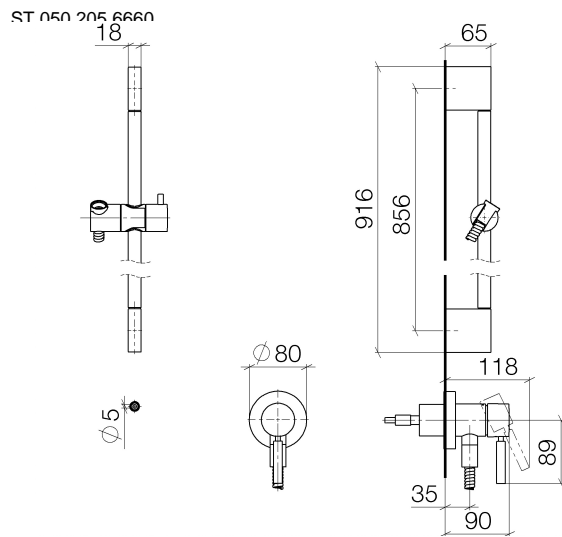
| | | |
|---|--|---------------|
|  | SERIES-VARIOUS Hand shower - Brushed Platinum | 28 029 979-06 |
|---|--|---------------|

Required miscellaneous

| | | |
|---|--|-----------------------|
|  | SERIES-VARIOUS Hand shower - Brushed Platinum | 28 025 979-06 0010 |
|---|--|-----------------------|

Concealed single-lever mixer with integrated shower connection with shower set - Brushed Platinum

TARA



Certificates

Belgaqua_21-025-2 LGA_29

WRAS_2011



Concealed single-lever mixer with integrated shower connection with shower set - Brushed Platinum

TARA

ST 050 205 6660

Codes & Standards

| | | | |
|-----------------------------|-----------|----------|------------------------|
| DIN 4109 | EN 1717 | ISO 3822 | Scottish Water Byelaws |
| UK Water Supply Regulations | Ü-Zeichen | | |

Concealed single-lever mixer with integrated shower connection with shower set - Brushed Platinum

TARA

ST 050 205 6660

Product version from 10/1/2023





Concealed single-lever mixer with integrated shower connection with shower set - Brushed Platinum

TARA

ST 050 205 6660

Spare parts list

Product version from 10/1/2023

| No. | Item Number | Name | Quantity used | Delivery time |
|-----|--------------------|------------|---------------|---------------|
| | 05 17 20 726 02 90 | fixing set | 12 | 2 |