

Concealed single-lever mixer with integrated shower connection with shower set - Brushed Chrome






IMO

ST 050 205 7979



Fits: IMO, MEM, CL.1

- cover plate 80 x 80 mm
 - metal shower hose 1750mm with integrated anti-twist protection
 - slide bar
 - Pipe diameter 18 mm
 - Four settings: COMPACT RAIN, COMPACT SOFT FLOW, COMPACT AQUAPRESSURE FLOW, COMPACT CASCADE, max. flow rate l/min (at 3 bar)
 - spray head Ø 120mm
- Intrinsic protection against back flow.**

	Brushed Chrome	ST 050 205 7979-93
	Chrome	ST 050 205 7979-00
	Brushed Platinum	ST 050 205 7979-06
	Platinum	ST 050 205 7979-08
	Dark Chrome	ST 050 205 7979-19
	Brushed Durabronz (23kt Gold)	ST 050 205 7979-28
	Brushed Champagne (22kt Gold)	ST 050 205 7979-46
	Champagne (22kt Gold)	ST 050 205 7979-47
	Brushed Dark Platinum	ST 050 205 7979-99

Individual components of this set

You need the following components for this set



1x 28 012 979-93



1x 36 013 970-93

Concealed single-lever mixer with integrated shower connection with shower set - Brushed Chrome

IMO



























ST 050 205 7979



- Four settings: COMPACT RAIN, COMPACT SOFT FLOW, COMPACT AQUAPRESSURE FLOW, COMPACT CASCADE, max. flow rate 15 l/min (at 3 bar)
- with anti-scale system
- spray head Ø 120mm
- 1/2" connection

Intrinsic protection against back flow.

Fits: IMO, LULU, MADISON, MEM, TARA, CL.1, LISSÉ, VAIA, META, CYO

	Brushed Chrome	28 012 979-9
	Chrome	28 012 979-0
	Chrome	28 012 979-00 001
	Brushed Platinum	28 012 979-0
	Brushed Platinum	28 012 979-06 001
	Platinum	28 012 979-0
	Platinum	28 012 979-08 001
	Dark Chrome	28 012 979-1
	Dark Chrome	28 012 979-19 001
	Light Gold	28 012 979-2
	Light Gold	28 012 979-26 001
	Brushed Light Gold	28 012 979-2
	Brushed Light Gold	28 012 979-27 001
	Brushed Durabronze (23kt Gold)	28 012 979-2
	Brushed Durabronze (23kt Gold)	28 012 979-28 001
	Matte Black	28 012 979-3
	Matte Black	28 012 979-33 001
	Brushed Bronze	28 012 979-4
	Brushed Bronze	28 012 979-42 001
	Brushed Champagne (22kt Gold)	28 012 979-4
	Brushed Champagne (22kt Gold)	28 012 979-46 001
	Champagne (22kt Gold)	28 012 979-4
	Champagne (22kt Gold)	28 012 979-47 001
	Brushed Chrome	28 012 979-93 001
	Brushed Dark Platinum	28 012 979-9
	Brushed Dark Platinum	28 012 979-99 001

Concealed single-lever mixer with integrated shower connection with shower
set - Brushed Chrome

IMO

ST 050 205 7979

3
—
0
—
0
—
6
—
0
—
8
—
0
—
9
—
0
—
6
—
0
—
7
—
0
—
8
—
0
—
3
—
0
—
2
—
0
—
6
—
0
—
7
—
0
—
0
—
9
—
0
—



Concealed single-lever mixer with integrated shower connection with shower set - Brushed Chrome

IMO

ST 050 205 7979



Concealed single-lever mixer with integrated shower connection with shower set - Brushed Chrome

IMO

ST 050 205 7979

Concealed single-lever mixer with integrated shower connection with shower set - Brushed Chrome

IMO

ST 050 205 7070
mm [inches]



Flow rate chart



Certificates

LGA_29



Concealed single-lever mixer with integrated shower connection with shower set - Brushed Chrome

IMO

ST 050 205 7979

Codes & Standards

DIN 4109

ISO 3822

Ü-Zeichen



Concealed single-lever mixer with integrated shower connection with shower set - Brushed Chrome

IMO

ST 050 205 7979

Concealed single-lever mixer with integrated shower connection with shower set - Brushed Chrome

IMO

ST 050 205 7979

Product version from 4/1/2024

Parts for other
finishes can be found
here: [Chrome](#)





Concealed single-lever mixer with integrated shower connection with shower set - Brushed Chrome

IMO

ST 050 205 7979

Spare parts list

Product version from 4/1/2024

No.	Item Number	Name	Quantity used	Delivery time
	09 23 01 039 90	sieve	4	2

Concealed single-lever mixer with integrated shower connection with shower set - Brushed Chrome

IMO

ST 050 205 7979



Fits: IMO, MEM, CL.1

- cover plate 80 x 80 mm
- metal shower hose 1750mm with integrated anti-twist protection
- slide bar
- Pipe diameter 18 mm
- WRAS 2011027

This article does not include a hand shower!











Intrinsic protection against back flow.

Article cannot be extended, please check the depth of the installation location!

This article does not include a hand shower!

Intrinsic protection against back flow.

Article cannot be extended, please check the depth of the installation location!

	Brushed Chrome	36 013 970-9
	Chrome	36 013 970-0
	Brushed Platinum	36 013 970-0
	Platinum	36 013 970-0
	Dark Chrome	36 013 970-1
	Brushed Durabrass (23kt Gold)	36 013 970-2
	Matte Black	36 013 970-3
	Brushed Champagne (22kt Gold)	36 013 970-4
	Champagne (22kt Gold)	36 013 970-4
	Brushed Dark Platinum	36 013 970-9



Concealed single-lever mixer with integrated shower connection with shower set - Brushed Chrome

IMO

ST 050 205 7979

3
—
0
—
6
—
8
—
9
—
8
—
3
—
6
—
7
—
9
—

Required miscellaneous

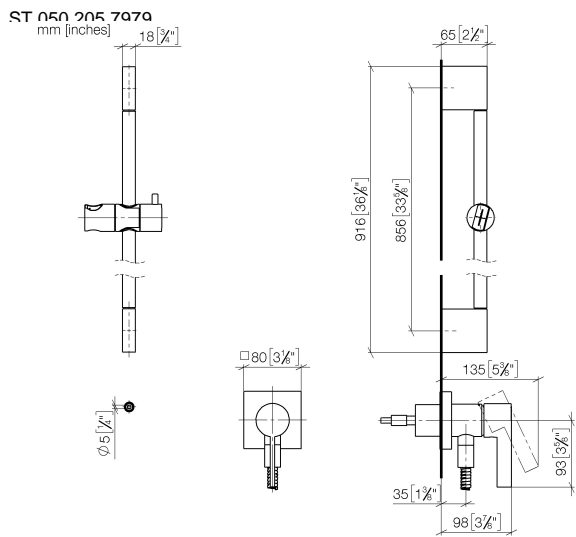
- Concealed wall mounting -**
- max. recess depth 103 mm
 - min. recess depth 78 mm

35 003 970 90



Concealed single-lever mixer with integrated shower connection with shower set - Brushed Chrome

IMO



Certificates

Belgaqua_21-025-2 LGA_29

WRAS_2011



Concealed single-lever mixer with integrated shower connection with shower set - Brushed Chrome

IMO

ST 050 205 7979

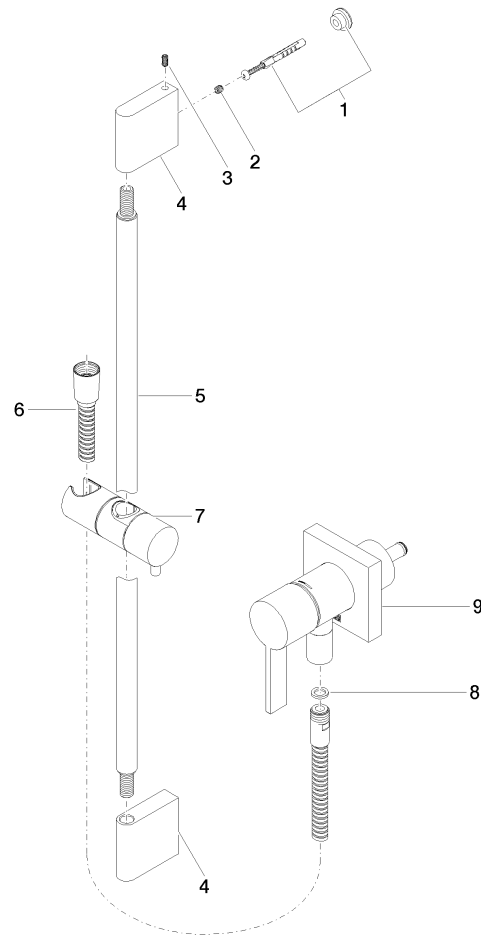
Codes & Standards

DIN 4109	EN 1717	ISO 3822	Scottish Water Byelaws
UK Water Supply Regulations	Ü-Zeichen		

Concealed single-lever mixer with integrated shower connection with shower set - Brushed Chrome

IMO

ST 050 205 7979





Concealed single-lever mixer with integrated shower connection with shower set - Brushed Chrome

IMO

ST 050 205 7979

Spare parts list

No.	Item Number	Name	Quantity used	Delivery time
	05 17 20 726 02 90	fixing set	12	2