

Concealed single-lever mixer with integrated shower connection with shower set - Brushed Dark Platinum










IMO

ST 050 205 7979



Fits: IMO, MEM, CL.1

- cover plate 80 x 80 mm
 - metal shower hose 1750mm with integrated anti-twist protection
 - slide bar
 - Pipe diameter 18 mm
 - Four settings: COMPACT RAIN, COMPACT SOFT FLOW, COMPACT AQUAPRESSURE FLOW, COMPACT CASCADE, max. flow rate l/min (at 3 bar)
 - spray head Ø 120mm
- Intrinsic protection against back flow.**

| | | |
|--|--------------------------------|--------------------|
|  | Brushed Dark Platinum | ST 050 205 7979-99 |
|  | Chrome | ST 050 205 7979-00 |
|  | Brushed Platinum | ST 050 205 7979-06 |
|  | Platinum | ST 050 205 7979-08 |
|  | Dark Chrome | ST 050 205 7979-19 |
|  | Brushed Durabronze (23kt Gold) | ST 050 205 7979-28 |
|  | Brushed Champagne (22kt Gold) | ST 050 205 7979-46 |
|  | Champagne (22kt Gold) | ST 050 205 7979-47 |
|  | Brushed Chrome | ST 050 205 7979-93 |

Individual components of this set

You need the following components for this set

1x 28 012 979-99



1x 36 013 970-99



Concealed single-lever mixer with integrated shower connection with shower set - Brushed Dark Platinum

IMO



























ST 050 205 7979



- Four settings: COMPACT RAIN, COMPACT SOFT FLOW, COMPACT AQUAPRESSURE FLOW, COMPACT CASCADE, max. flow rate 15 l/min (at 3 bar)
- with anti-scale system
- spray head Ø 120mm
- 1/2" connection

Intrinsic protection against back flow.

Fits: IMO, LULU, MADISON, MEM, TARA, CL.1, LISSÉ, VAIA, META, CYO

| | | |
|--|--------------------------------|-------------------|
|  | Brushed Dark Platinum | 28 012 979-9 |
|  | Chrome | 28 012 979-0 |
|  | Chrome | 28 012 979-00 001 |
|  | Brushed Platinum | 28 012 979-0 |
|  | Brushed Platinum | 28 012 979-06 001 |
|  | Platinum | 28 012 979-0 |
|  | Platinum | 28 012 979-08 001 |
|  | Dark Chrome | 28 012 979-1 |
|  | Dark Chrome | 28 012 979-19 001 |
|  | Light Gold | 28 012 979-2 |
|  | Light Gold | 28 012 979-26 001 |
|  | Brushed Light Gold | 28 012 979-2 |
|  | Brushed Light Gold | 28 012 979-27 001 |
|  | Brushed Durabronze (23kt Gold) | 28 012 979-2 |
|  | Brushed Durabronze (23kt Gold) | 28 012 979-28 001 |
|  | Matte Black | 28 012 979-3 |
|  | Matte Black | 28 012 979-33 001 |
|  | Brushed Bronze | 28 012 979-4 |
|  | Brushed Bronze | 28 012 979-42 001 |
|  | Brushed Champagne (22kt Gold) | 28 012 979-4 |
|  | Brushed Champagne (22kt Gold) | 28 012 979-46 001 |
|  | Champagne (22kt Gold) | 28 012 979-4 |
|  | Champagne (22kt Gold) | 28 012 979-47 001 |
|  | Brushed Chrome | 28 012 979-9 |
|  | Brushed Chrome | 28 012 979-93 001 |
|  | Brushed Dark Platinum | 28 012 979-99 001 |

Concealed single-lever mixer with integrated shower connection with shower
set - Brushed Dark Platinum

IMO

ST 050 205 7979

19
—
10
—
0
—
16
—
0
—
18
—
0
—
9
—
0
—
16
—
0
—
17
—
0
—
18
—
0
—
13
—
0
—
2
—
0
—
6
—
0
—
7
—
0
—
13
—
0
—
0
—



Concealed single-lever mixer with integrated shower connection with shower set - Brushed Dark Platinum

IMO

ST 050 205 7979



Concealed single-lever mixer with integrated shower connection with shower set - Brushed Dark Platinum

IMO

ST 050 205 7979

Concealed single-lever mixer with integrated shower connection with shower set - Brushed Dark Platinum

IMO

ST 050 205 7070
mm [inches]



Flow rate chart



Certificates

LGA_29



Concealed single-lever mixer with integrated shower connection with shower set - Brushed Dark Platinum

IMO

ST 050 205 7979

Codes & Standards

| | | |
|----------|----------|-----------|
| DIN 4109 | ISO 3822 | Ü-Zeichen |
|----------|----------|-----------|



Concealed single-lever mixer with integrated shower connection with shower set - Brushed Dark Platinum

IMO

ST 050 205 7979

Concealed single-lever mixer with integrated shower connection with shower set - Brushed Dark Platinum

IMO

ST 050 205 7979

Product version from 4/1/2024

Parts for other
finishes can be found
here: [Chrome](#)





Concealed single-lever mixer with integrated shower connection with shower set - Brushed Dark Platinum

IMO

ST 050 205 7979

Spare parts list

Product version from 4/1/2024

| No. | Item Number | Name | Quantity used | Delivery time |
|-----|-----------------|-------|---------------|---------------|
| | 09 23 01 039 90 | sieve | 4 | 2 |

Concealed single-lever mixer with integrated shower connection with shower set - Brushed Dark Platinum
IMO

ST 050 205 7979



Fits: IMO, MEM, CL.1

- cover plate 80 x 80 mm
- metal shower hose 1750mm with integrated anti-twist protection
- slide bar
- Pipe diameter 18 mm
- WRAS 2011027

This article does not include a hand shower!







Intrinsic protection against back flow.

Article cannot be extended, please check the depth of the installation location!

This article does not include a hand shower!

Intrinsic protection against back flow.

Article cannot be extended, please check the depth of the installation location!

| | | |
|--|-------------------------------|--------------|
|  | Brushed Dark Platinum | 36 013 970-9 |
|  | Chrome | 36 013 970-0 |
|  | Brushed Platinum | 36 013 970-0 |
|  | Platinum | 36 013 970-0 |
|  | Dark Chrome | 36 013 970-1 |
|  | Brushed Durabrass (23kt Gold) | 36 013 970-2 |
|  | Matte Black | 36 013 970-3 |
|  | Brushed Champagne (22kt Gold) | 36 013 970-4 |
|  | Champagne (22kt Gold) | 36 013 970-4 |
|  | Brushed Chrome | 36 013 970-9 |

Concealed single-lever mixer with integrated shower connection with shower set - Brushed Dark Platinum

IMO

ST 050 205 7979

19
—
10
—
16
—
18
—
9
—
18
—
13
—
6
—
7
—
13
—

Required miscellaneous



Concealed wall mounting -
• max. recess depth 103 mm
• min. recess depth 78 mm

35 003 970 90

Required miscellaneous



Hand shower - Brushed Dark Platinum

28 012 979-99

Required miscellaneous



Hand shower - Brushed Dark Platinum

28 016 979-99

Required miscellaneous



Hand shower - Brushed Dark Platinum

28 017 979-99

Required miscellaneous



Hand shower FlowReduce - Brushed Dark Platinum

28 012 979-99
0010

Required miscellaneous



Hand shower FlowReduce - Brushed Dark Platinum

28 016 979-99
0010

Required miscellaneous



Hand shower - Brushed Dark Platinum

28 018 979-99

Required miscellaneous



Hand shower FlowReduce - Brushed Dark Platinum

28 018 979-99
0010

Required miscellaneous



SERIES-VARIOUS Hand shower - Brushed Dark Platinum

28 029 979-99

Required miscellaneous



SERIES-VARIOUS Hand shower - Brushed Dark Platinum

28 029 979-99
0010

Required miscellaneous



SERIES-VARIOUS Hand shower - Brushed Dark Platinum

28 027 979-99
0010

Required miscellaneous

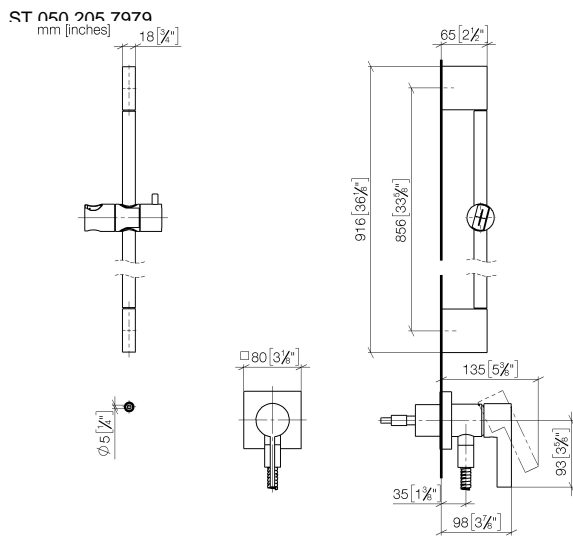


SERIES-VARIOUS Hand shower - Brushed Dark Platinum

28 025 979-99
0010

Concealed single-lever mixer with integrated shower connection with shower set - Brushed Dark Platinum

IMO



Certificates

Belgaqua_21-025-2 LGA_29

WRAS_2011



Concealed single-lever mixer with integrated shower connection with shower set - Brushed Dark Platinum

IMO

ST 050 205 7979

Codes & Standards

| | | | |
|-----------------------------|-----------|----------|------------------------|
| DIN 4109 | EN 1717 | ISO 3822 | Scottish Water Byelaws |
| UK Water Supply Regulations | Ü-Zeichen | | |

Concealed single-lever mixer with integrated shower connection with shower set - Brushed Dark Platinum

IMO

ST 050 205 7979





Concealed single-lever mixer with integrated shower connection with shower set - Brushed Dark Platinum

IMO

ST 050 205 7979

Spare parts list

| No. | Item Number | Name | Quantity used | Delivery time |
|-----|--------------------|------------|---------------|---------------|
| | 05 17 20 726 02 90 | fixing set | 12 | 2 |