









## MEM Wall-mounted basin spout without pop-up waste - Brushed Durabrass (23kt Gold)

MEM

13 800 782 Product version from 3/10/2014



- 200mm projection
- fixed spout
- rectangular, air-enriched flow
- hole diameter 37 mm
- rosette 60 x 60 mm
- 1/2" connection
- max. flow 5.7 l/min
- lead-free
- WRAS
- This product can help a building meet the requirements of Green Building Rating Systems, e.g. LEED®, BREEAM®, DGNB

	Brushed Durabrass (23kt Gold)	13 800 782-28
	Chrome	13 800 782-00
	Brushed Platinum	13 800 782-06
	Platinum	13 800 782-08
	Dark Chrome	13 800 782-19
	Brushed Champagne (22kt Gold)	13 800 782-46
	Champagne (22kt Gold)	13 800 782-47
	Brushed Dark Platinum	13 800 782-99

### Recommended miscellaneous



#### Concealed wall elbow -

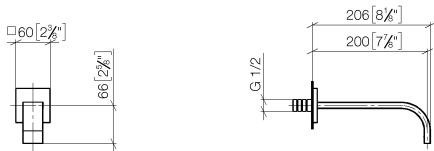
35 085 970 90

- max. recess depth 163 mm
- min. recess depth 90 mm

**MEM Wall-mounted basin spout without pop-up waste - Brushed Durabronz  
(23kt Gold)**

MEM

13 800 782 Product version from 3/10/2014  
mm [inches]



**Flow rate chart**



**Codes & Standards**

Scottish Water  
Byelaws

UK Water Supply  
Regulations



## MEM Wall-mounted basin spout without pop-up waste - Brushed Durabrass (23kt Gold)

---

MEM

13 800 782 Product version from 3/10/2014

Certificates and sustainability

---

WRAS\_2203

## MEM Wall-mounted basin spout without pop-up waste - Brushed Durabrass (23kt Gold)

MEM

13 800 782 Product version from 3/10/2014



### Spare parts list

No.	Item Number	Name	Quantity used	Delivery time
3	90 29 03 109 00 90	aerator	1.00	2
2	90 27 78 035 00-28	rosette	1.00	20
1	09 24 03 081 10 90	extension	1.00	2