








IMO Bath spout for wall mounting - Brushed Light Gold

IMO

13 801 670 Product version from 4/1/2024



- 200mm projection
- rectangular normal flow
- hole diameter 37 mm
- 1/2" connection
- max. flow 25.1 l/min at 3 bar flow pressure
- WRAS

| | | |
|---|-----------------------|---------------|
|  | Brushed Light Gold | 13 801 670-27 |
|  | Chrome | 13 801 670-00 |
|  | Brushed Platinum | 13 801 670-06 |
|  | Dark Chrome | 13 801 670-19 |
|  | Matte Black | 13 801 670-33 |
|  | Brushed Chrome | 13 801 670-93 |
|  | Brushed Dark Platinum | 13 801 670-99 |

Recommended miscellaneous

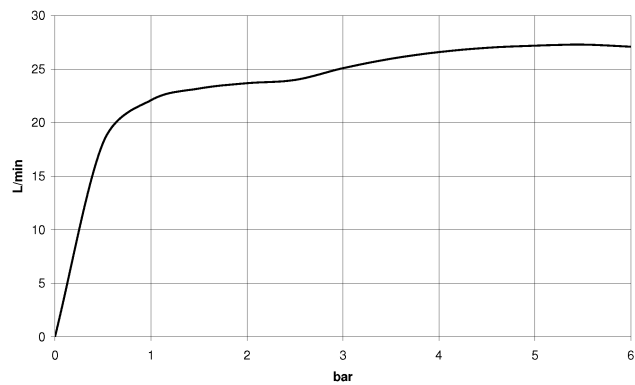
- Concealed wall elbow -** 35 085 970 90
- min. recess depth 90 mm
 - max. recess depth 163 mm



mm [inches]



Flow rate chart



Codes & Standards

Scottish Water
Byelaws

UK Water Supply
Regulations



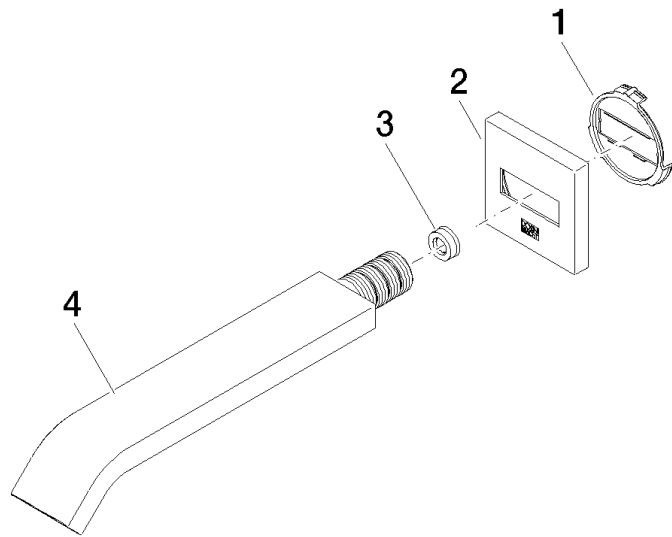
IMO Bath spout for wall mounting - Brushed Light Gold

IMO

13 801 670 Product version from 4/1/2024

Certificates and sustainability

WRAS_2005



Spare parts list

| No. | Item Number | Name | Quantity used | Delivery time |
|-----|--------------------|--------------|---------------|---------------|
| 1 | 09 18 40 139 90 | base | 1.00 | 2 |
| 3 | 09 23 01 057 90 | flow reducer | 1.00 | 2 |
| 4 | 04 28 22 241 00-27 | spout | 1.00 | 60 |
| 2 | 09 27 67 008-27 | rosette | 1.00 | 60 |