

Deck valve clockwise closing hot - Brushed Dark Platinum

SERIES SPECIFIC

20 000 715    Product version from 6/1/2015

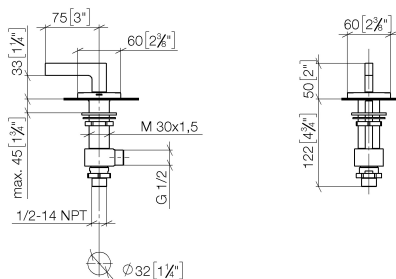


- hole diameter 32 mm
- rosette 60 x 60 mm
- with hot marking

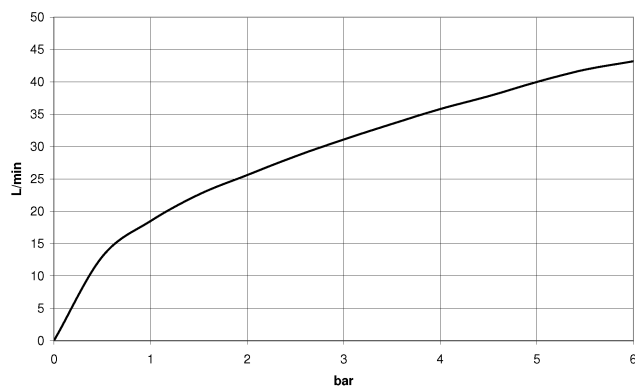
	Brushed Dark Platinum	20 000 715-99
	Chrome	20 000 715-00
	Brushed Platinum	20 000 715-06
	Dark Chrome	20 000 715-19
	Brushed Champagne (22kt Gold)	20 000 715-46
	Champagne (22kt Gold)	20 000 715-47

20 000 715 Product version from 6/1/2015

mm [inches]



## Flow rate chart



## Codes & Standards

ASME A112.18.1

cUPC

DIN 4109

ISO 3822

## Ü-Zeichen



## Deck valve clockwise closing hot - Brushed Dark Platinum

SERIES SPECIFIC

20 000 715 Product version from 6/1/2015

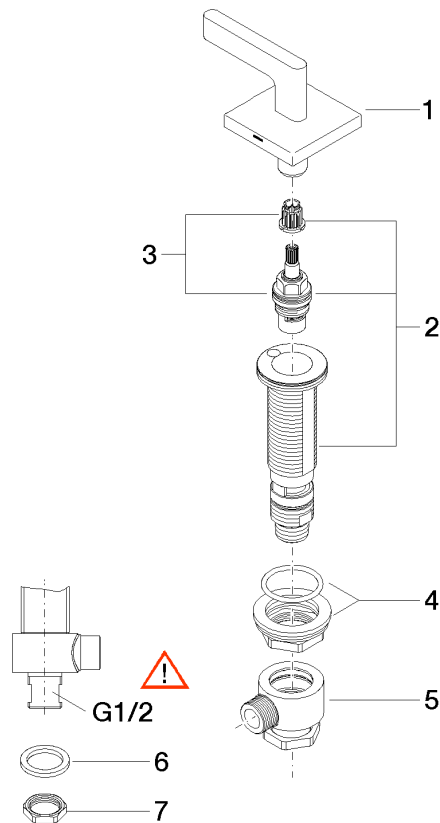
### Certificates and sustainability

IAPMO\_4976

LGA\_28

20 000 715 Product version from 6/1/2015

Parts for other  
finishes can be found  
here: [Chrome](#)



## Spare parts list

No.	Item Number	Name	Quantity used	Delivery time
7	09 23 10 012 90	nut	1.00	2
6	09 30 11 059 90	disc	1.00	2
1	90 20 70 057 00-99	handle ( hot )	1.00	20
3	90 90 03 133 00 90	top	1.00	2
5	04 17 11 023 10 90	distributor	1.00	2
4	04 23 10 032 78 90	fixing set	1.00	2
2	04 17 11 058 33 90	side panel	1.00	2