








IMO Single-lever bath mixer with stand pipe for free-standing assembly with hand shower set - Brushed Platinum

IMO

25 863 671



- 279mm projection
- spout: cascade
- Hand shower: COMPACT RAIN, max. flow rate 6.8 l/min (at 3 bar)
- bar-type hand shower with anti-scale system
- wall bracket
- automatic bath/shower diverter
- total height 943 - 1013 mm
- stand pipe height 548 - 618 mm
- height up to aerator 891 – 961 mm
- metal shower hose 1250mm with integrated anti-twist protection
- max. flow for complete hand shower set 6.8 l/min
- slide-on rosettes Ø 135 mm

	Brushed Platinum	25 863 671-06
	Chrome	25 863 671-00
	Dark Chrome	25 863 671-19
	Brushed Light Gold	25 863 671-27
	Matte Black	25 863 671-33
	Brushed Chrome	25 863 671-93
	Brushed Dark Platinum	25 863 671-99

Required miscellaneous



- Concealed floor mounting -**
- min. recess depth 80 mm
 - max. recess depth 150 mm

35 945 970 90

IMO Single-lever bath mixer with stand pipe for free-standing assembly with hand shower set - Brushed Platinum

IMO

25 863 671

mm [inches]



Flow rate chart



Codes & Standards

ASME A112.18.1

cUPC

DIN 4109

ISO 3822

Scottish Water
Byelaws

UK Water Supply
Regulations

Ü-Zeichen



IMO Single-lever bath mixer with stand pipe for free-standing assembly with
hand shower set - Brushed Platinum

IMO

25 863 671

Certificates and sustainability

LGA_38

WRAS_250302

IAPMO_4976 (

IMO Single-lever bath mixer with stand pipe for free-standing assembly with hand shower set - Brushed Platinum

IMO

25 863 671



IMO Single-lever bath mixer with stand pipe for free-standing assembly with hand shower set - Brushed Platinum

IMO

25 863 671

Spare parts list

No.	Item Number	Name	Quantity used	Delivery time
27	04 31 20 039 11 90	plug	1.00	2
29	09 30 30 111 90	screw	1.00	2
2	90 30 02 072 00-06	Metal shower hose 1/2" x 3/8" x 1250 mm - Brushed Platinum	1.00	10
36	09 14 10 018 90	seal	1.00	2
20	09 24 04 298 90	nut	1.00	2
3	09 18 40 118 90	sleeve	1.00	2
18	09 20 88 002-06	handle	1.00	10
21	09 14 10 190 90	seal	1.00	2
12	09 14 03 066 90	seal	1.00	2
24	90 31 11 030 00 90	pin	1.00	2
35	09 14 10 084 90	seal	1.00	2
5	90 23 01 141 00 90	back-flow preventer	1.00	2
10	09 24 03 069 90	nipple	1.00	2
25	09 14 10 133 90	seal	1.00	2
8	90 16 02 023 00 90	spring	1.00	2
33	90 14 10 129 00 90	seal	1.00	2
13	90 28 22 408 00-06	spout	1.00	10
1	90 12 11 140 41-06	shower	1.00	10
34	04 28 22 030 00-06	pipe	1.00	10
19	90 15 05 039 00 90	cartridge	1.00	2
15	04 31 20 036 00 90	plug	1.00	2
30	09 14 10 139 90	seal	4.00	2
17	09 21 34 081 20-06	nipple	1.00	10
16	09 14 10 112 90	seal	1.00	2
7	09 24 03 153 20-06	nipple	1.00	60
31	04 28 22 025 00 90	connection	2.00	2
32	09 27 88 007-06	rosette	1.00	10
26	09 31 20 087-06	plug	1.00	10
11	90 21 02 069 00-06	cover	1.00	10
6	90 14 10 010 00 90	seal	3.00	2
14	09 14 10 096 90	seal	2.00	2
23	09 20 67 014-06	handle	1.00	10
22	09 28 30 036-06	cover	1.00	10
4	09 31 11 058 90	pin	1.00	2
28	09 24 03 152 20-06	adaptor	1.00	-
Spare part can no longer be ordered, please order the replacement item				
9	09 31 09 102 20-06	pull-rod	1.00	-
Spare part can no longer be ordered, please order the replacement item				