

**TARA Two-hole bath mixer for free-standing assembly with hand shower set -
Dark Chrome**








TARA

25 943 882



- 220mm projection
 - pivotable spout 180°
 - spout: circular, air-enriched flow
 - Hand shower: COMPACT RAIN, max. flow rate 6.8 l/min (at 3 bar)
 - hand shower with anti-scale system
 - rotary diverter for bath/shower
 - total height 920 mm
 - stand pipes height 628 mm
 - height up to aerator 765 mm
 - slide-on rosettes Ø 90 mm
 - gauge 150 mm
 - metal shower hose 1250mm with integrated anti-twist protection
 - pivotable shower holder on the right foot
 - max. flow 22 l/min at 3 bar flow pressure
- Intrinsic protection against back flow.**

Intrinsic protection against back flow.

	Dark Chrome	25 943 882-19
	Chrome	25 943 882-00
	Brushed Platinum	25 943 882-06
	Platinum	25 943 882-08
	Brushed Durabronze (23kt Gold)	25 943 882-28
	Matte Black	25 943 882-33
	Brushed Champagne (22kt Gold)	25 943 882-46
	Champagne (22kt Gold)	25 943 882-47
	Brushed Chrome	25 943 882-93
	Brushed Dark Platinum	25 943 882-99

Required miscellaneous

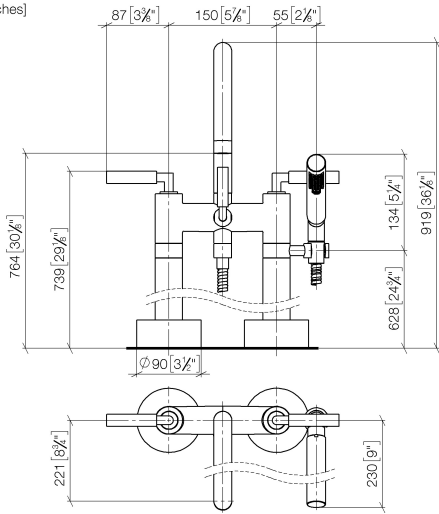


- Concealed floor mounting -** 35 944 970 90
- max. recess depth 160 mm
 - min. recess depth 80 mm

**TARA Two-hole bath mixer for free-standing assembly with hand shower set -
Dark Chrome**

TARA

25 943 882
mm [inches]



Flow rate chart



Certificates

WRAS_2212005.

25 943 882

