












26 413 625



Fits: TARA, META

- slide bar
- Pipe diameter 18 mm
- rosette Ø 55 mm
- gauge 800 mm
- metal shower hose 1750mm with integrated anti-twist protection
- shower hose connector 3/8"
- WRAS 2009048

This article does not include a hand shower!


|  |                                |               |
|--|--------------------------------|---------------|
|    | Brushed Dark Platinum          | 26 413 625-99 |
|    | Chrome                         | 26 413 625-00 |
|    | Brushed Platinum               | 26 413 625-06 |
|    | Platinum                       | 26 413 625-08 |
|    | Dark Chrome                    | 26 413 625-19 |
|    | Light Gold                     | 26 413 625-26 |
|    | Brushed Light Gold             | 26 413 625-27 |
|    | Brushed Durabronze (23kt Gold) | 26 413 625-28 |
|   | Matte Black                    | 26 413 625-33 |
|  | Brushed Bronze                 | 26 413 625-42 |
|  | Brushed Champagne (22kt Gold)  | 26 413 625-46 |
|  | Champagne (22kt Gold)          | 26 413 625-47 |
|  | Brushed Chrome                 | 26 413 625-93 |

**Shower set without hand shower - Brushed Dark Platinum**

TARA

26 413 625


**Recommended miscellaneous**

|   |  |               |
|---|--|---------------|
|  | <b>Concealed wall elbow -</b><br>•max. recess depth 163 mm<br>•min. recess depth 90 mm | 35 085 970 90 |
|---|--|---------------|


**Recommended miscellaneous**

|   |   |               |
|---|---|---------------|
|  | <b>Wall elbow - Brushed Dark Platinum</b> | 28 450 625-99 |
|---|---|---------------|

**Required miscellaneous**

|   |  |               |
|---|--|---------------|
|  | <b>Hand shower - Brushed Dark Platinum</b> | 28 012 979-99 |
|---|--|---------------|

**Required miscellaneous**

|   |  |               |
|---|--|---------------|
|  | <b>Hand shower - Brushed Dark Platinum</b> | 28 016 979-99 |
|---|--|---------------|

**Required miscellaneous**

|   |  |               |
|---|--|---------------|
|  | <b>Hand shower - Brushed Dark Platinum</b> | 28 017 979-99 |
|---|--|---------------|


**Required miscellaneous**

|   |   |                       |
|---|---|-----------------------|
|  | <b>Hand shower FlowReduce - Brushed Dark Platinum</b> | 28 012 979-99<br>0010 |
|---|---|-----------------------|

**Required miscellaneous**

|   |   |                       |
|---|---|-----------------------|
|  | <b>Hand shower FlowReduce - Brushed Dark Platinum</b> | 28 016 979-99<br>0010 |
|---|---|-----------------------|

**Required miscellaneous**

|   |  |               |
|---|--|---------------|
|  | <b>Hand shower - Brushed Dark Platinum</b> | 28 018 979-99 |
|---|--|---------------|

**Required miscellaneous**

|   |   |                       |
|---|---|-----------------------|
|  | <b>Hand shower FlowReduce - Brushed Dark Platinum</b> | 28 018 979-99<br>0010 |
|---|---|-----------------------|

**Required miscellaneous**

|   |   |               |
|---|---|---------------|
|  | <b>SERIES-VARIOUS Hand shower - Brushed Dark Platinum</b> | 28 029 979-99 |
|---|---|---------------|

**Required miscellaneous**

|   |   |                       |
|---|---|-----------------------|
|  | <b>SERIES-VARIOUS Hand shower - Brushed Dark Platinum</b> | 28 029 979-99<br>0010 |
|---|---|-----------------------|

**Required miscellaneous**

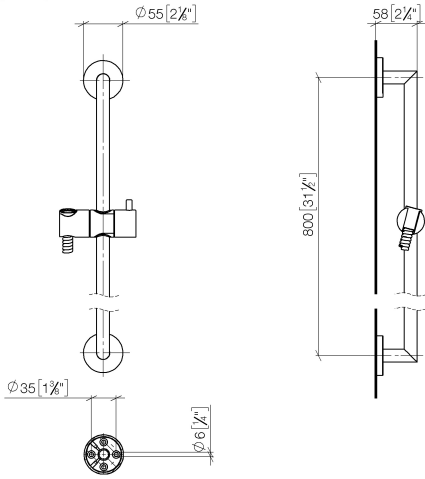
|   |   |                       |
|---|---|-----------------------|
|  | <b>SERIES-VARIOUS Hand shower - Brushed Dark Platinum</b> | 28 027 979-99<br>0010 |
|---|---|-----------------------|

**Required miscellaneous**

|   |   |                       |
|---|---|-----------------------|
|  | <b>SERIES-VARIOUS Hand shower - Brushed Dark Platinum</b> | 28 025 979-99<br>0010 |
|---|---|-----------------------|

26 413 625

mm [inches]



**Codes & Standards**

ASME A112.18.1

cUPC

Scottish Water  
Byelaws

UK Water Supply  
Regulations

XP P 41-280

**Certificates**

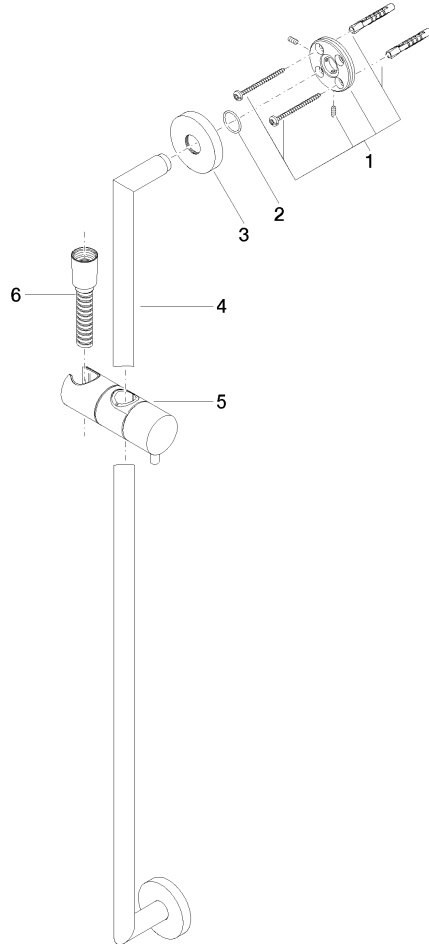
IAPMO\_4976

WRAS\_2009

ACS\_20 ACC LY

26 413 625

Product version from 10/1/2023





## Shower set without hand shower - Brushed Dark Platinum

TARA

26 413 625

### Spare parts list

#### Product version from 10/1/2023

| No. | Item Number        | Name       | Quantity used | Delivery time |
|-----|--------------------|------------|---------------|---------------|
|     | 05 17 62 500 00 90 | fixing set | 9             | 2             |