

## Shower set without hand shower - Matte Black

SERIES-VARIOUS

26 413 979 Product version from 10/1/2023



- COMPACT RAIN, max. flow rate l/min (at 3 bar)
- gauge 853 mm
- shower hose connector 3/8"
- metal shower hose 1750mm with integrated anti-twist protection
- slide bar
- Pipe diameter 18 mm
- inherently safe from back flow
- WRAS

This article does not include a hand shower!

|   |                                     |               |
|---|-------------------------------------|---------------|
|    | Matte Black                         | 26 413 979-33 |
|    | Chrome                              | 26 413 979-00 |
|    | Brushed Platinum                    | 26 413 979-06 |
|    | Platinum                            | 26 413 979-08 |
|    | Dark Chrome                         | 26 413 979-19 |
|    | Light Gold                          | 26 413 979-26 |
|    | Brushed Light Gold                  | 26 413 979-27 |
|    | Brushed Durabronze<br>(23kt Gold)   | 26 413 979-28 |
|    | Brushed Bronze                      | 26 413 979-42 |
|   | Brushed<br>Champagne (22kt<br>Gold) | 26 413 979-46 |
|  | Champagne (22kt<br>Gold)            | 26 413 979-47 |
|  | Brushed Chrome                      | 26 413 979-93 |
|  | Brushed Dark<br>Platinum            | 26 413 979-99 |

## Shower set without hand shower - Matte Black

SERIES-VARIOUS

26 413 979 Product version from 10/1/2023


### Recommended miscellaneous

|   |  |               |
|---|--|---------------|
|  | <b>Concealed wall elbow -</b><br>• max. recess depth 163 mm<br>• min. recess depth 90 mm | 35 085 970 90 |
|---|--|---------------|

### Required miscellaneous

|   |                                  |               |
|---|----------------------------------|---------------|
|  | <b>Hand shower - Matte Black</b> | 28 012 979-33 |
|---|----------------------------------|---------------|

### Required miscellaneous

|   |   |                    |
|---|---|--------------------|
|  | <b>Hand shower FlowReduce - Matte Black</b> | 28 012 979-33 0010 |
|---|---|--------------------|

### Required miscellaneous

|   |                                  |               |
|---|----------------------------------|---------------|
|  | <b>Hand shower - Matte Black</b> | 28 018 979-33 |
|---|----------------------------------|---------------|


### Required miscellaneous

|   |   |                    |
|---|---|--------------------|
|  | <b>Hand shower FlowReduce - Matte Black</b> | 28 018 979-33 0010 |
|---|---|--------------------|

### Required miscellaneous

|   |   |               |
|---|---|---------------|
|  | <b>SERIES-VARIOUS Hand shower - Matte Black</b> | 28 029 979-33 |
|---|---|---------------|

### Required miscellaneous

|   |   |                    |
|---|---|--------------------|
|  | <b>Hand shower FlowReduce - Matte Black</b> | 28 016 979-33 0010 |
|---|---|--------------------|

### Recommended miscellaneous

|   |                                 |               |
|---|---------------------------------|---------------|
|  | <b>Wall elbow - Matte Black</b> | 28 450 980-33 |
|---|---------------------------------|---------------|

### Required miscellaneous

|   |                                  |               |
|---|----------------------------------|---------------|
|  | <b>Hand shower - Matte Black</b> | 28 017 979-33 |
|---|----------------------------------|---------------|

### Required miscellaneous

|   |                                  |               |
|---|----------------------------------|---------------|
|  | <b>Hand shower - Matte Black</b> | 28 016 979-33 |
|---|----------------------------------|---------------|

### Required miscellaneous

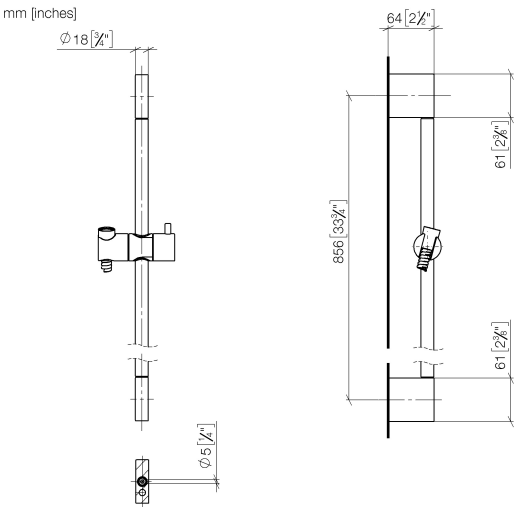
|   |  |                    |
|---|--|--------------------|
|  | <b>SERIES-VARIOUS Hand shower FlowReduce - Matte Black</b> | 28 025 979-33 0010 |
|---|--|--------------------|

### Required miscellaneous

|   |  |                    |
|---|--|--------------------|
|  | <b>SERIES-VARIOUS Hand shower FlowReduce - Matte Black</b> | 28 029 979-33 0010 |
|---|--|--------------------|

26 413 979

Product version from 10/1/2023



| Codes & Standards |      |                        |                             |
|-------------------|------|------------------------|-----------------------------|
| ASME A112.18.1    | cUPC | Scottish Water Byelaws | UK Water Supply Regulations |
| XP P 41-280       |      |                        |                             |

| Certificates and sustainability |               |            |
|---------------------------------|---------------|------------|
| WRAS_2009                       | ACS_20 ACC LY | IAPMO_4976 |



## Spare parts list

| No. | Item Number          | Name  | Quantity used | Delivery time |
|-----|----------------------|---|---------------|---------------|
|     | 5 08 17 97 054-33    | holder  | 2.00          | 30            |
|     | 2 08 17 20 726 90    | holder  | 2.00          | 2             |
|     | 3 09 31 11 049 90    | pin   | 2.00          | 2             |
|     | 4 04 31 11 113 00 90 | pin   | 2.00          | 2             |
|     | 8 28 322 970-33      | Metal shower hose 1/2" x 3/8" x 1750 mm - Matte Black | 1.00          | 2             |
|     | 1 05 17 20 726 02 90 | fixing set  | 2.00          | 2             |
|     | 7 12 580 970-33      | Slide unit - Matte Black                              | 1.00          | 10            |
|     | 6 90 28 22 597 00-33 | holder  | 1.00          | 30            |